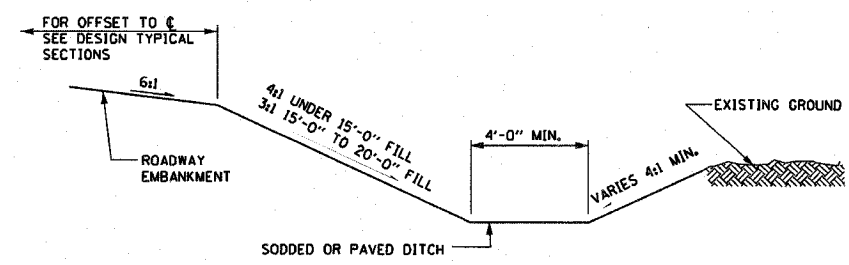
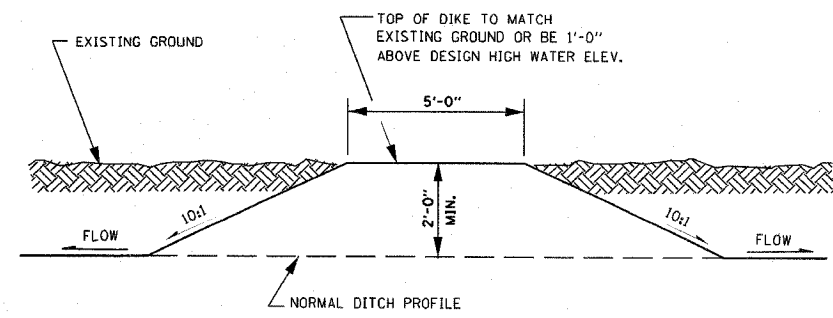


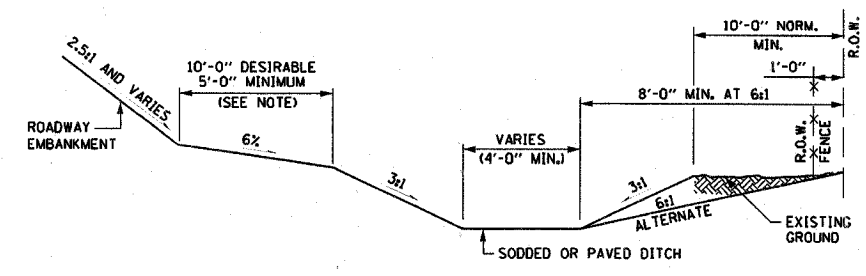
SODDED DITCH



**EMBANKMENT UNDER 20 FEET IN HEIGHT
TOE OF EMBANKMENT DITCHES**



SIDE DITCH DIKE



**EMBANKMENT
OVER 20 FEET IN HEIGHT**

NOTES FOR EMBANKMENT DITCHES:

1. WIDTH AND SLOPE MAY VARY DEPENDING ON SOIL CONDITION OR R.O.W. REQUIREMENTS.
2. THESE SECTIONS APPLY TO A DESIRABLE SECTION FOR NEW CONSTRUCTION. HOWEVER, THE WIDTH AND SLOPES MAY VARY DEPENDING ON SOIL CONDITIONS OR R.O.W. CONSTRAINTS.

APPROVED *Jeff Daley* CHIEF ENGINEER DATE 1-1-2007

DATE	REVISIONS

Illinois Tollway
Open Roads for a Faster Future

DITCHES AND DITCH DIKE

STANDARD B4-00