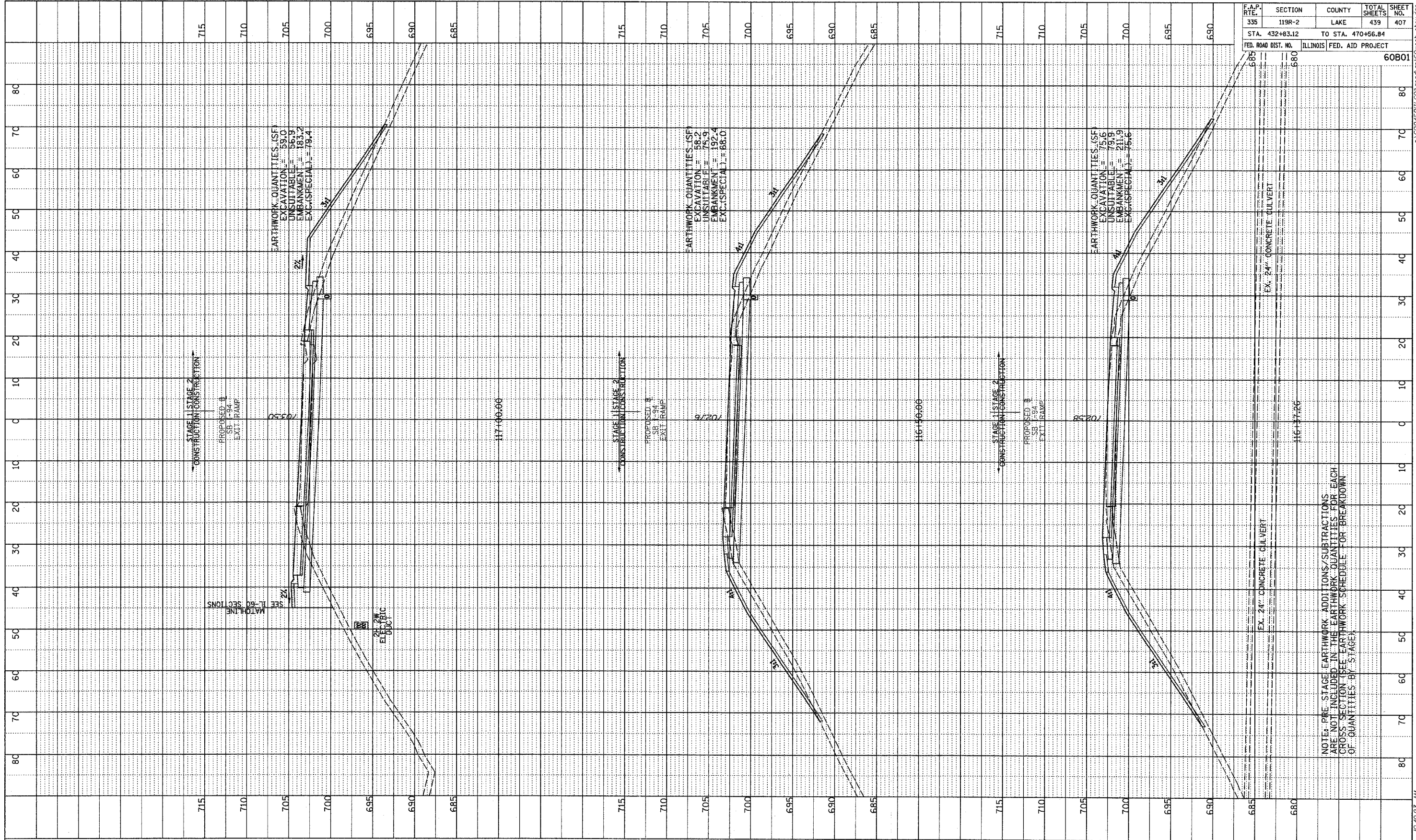
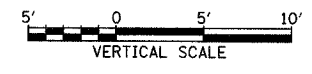
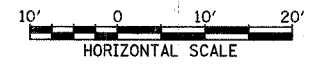


PROFILE
 DRAWN BY: _____
 CHECKED BY: _____
 DATE: _____



F.A.P. RTE.	SECTION	COUNTY	TOTAL SHEETS	SHEET NO.
335	119R-2	LAKE	439	407
STA. 432+83.12		TO STA. 470+56.84		
FED. ROAD DIST. NO.		ILLINOIS FED. AID PROJECT		
		60B01		

TYLIN INTERNATIONAL



SB I-94 EXIT RAMP
 STA. 116+37.26 TO STA. 117+00

NOTE: PRE-STAGE EARTHWORK ADDITIONS/SUBTRACTIONS ARE NOT INCLUDED IN THE EARTHWORK QUANTITIES FOR EACH CROSS SECTION (SEE EARTHWORK SCHEDULE FOR BREAKDOWN OF QUANTITIES BY STAGE)