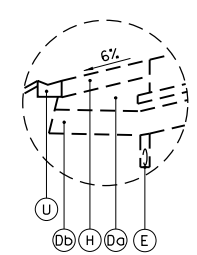
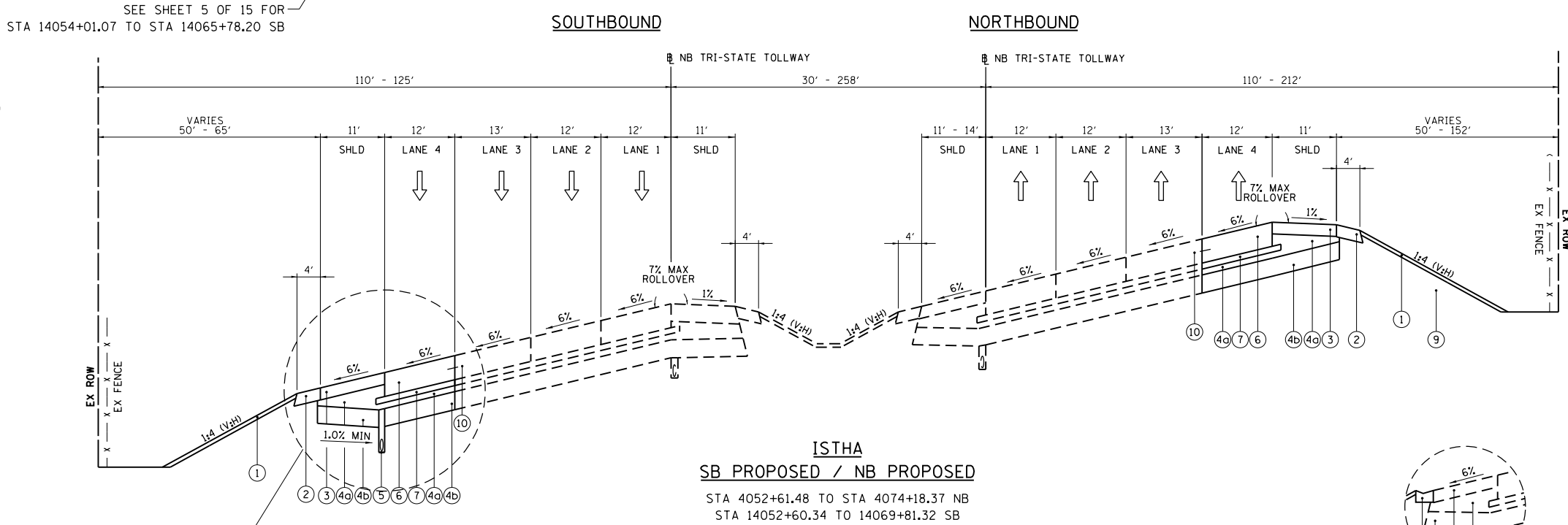
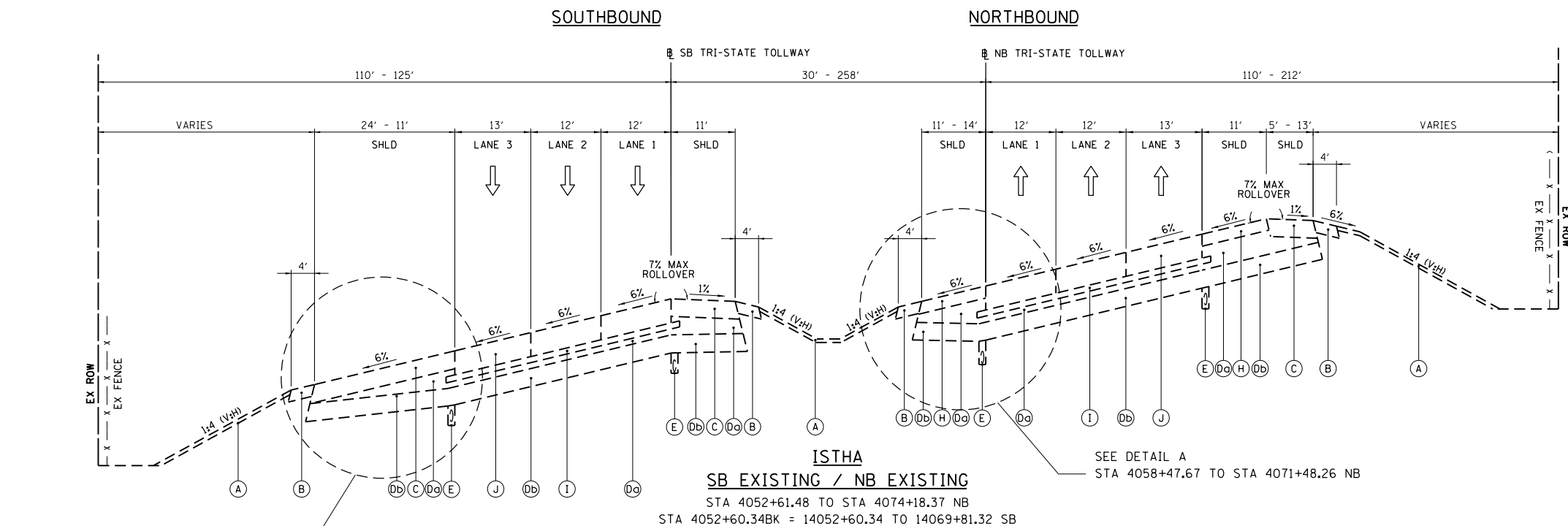


EXISTING LEGEND

- (A) EXISTING TOPSOIL
- (B) EXISTING AGGREGATE SHOULDER
- (C) EXISTING BITUMINOUS CONCRETE SHOULDERS (9 IN.)
- (D) EXISTING AGGREGATE SUB-GRADE, 12"
- (Dg) 3" CA-6 AGGREGATE CAP (THICKNESS VARIES UNDER SHOULDER)
- (Db) 9" PGE
- (E) EXISTING PIPE UNDERDRAINS
- (F) EXISTING CONCRETE BARRIER, DOUBLE FACE, 42 INCH
- (G) EXISTING CONCRETE BARRIER, BASE
- (H) EXISTING BITUMINOUS CONCRETE SHOULDERS (6 IN.)
- (I) EXISTING STABILIZED SUB-BASE, 3 IN.
- (J) EXISTING PORTLAND CEMENT CONCRETE PAVEMENT 12" (JOINTED)
- (K) EXISTING CONCRETE BARRIER BASE, VARIABLE HEIGHT
- (L) EXISTING CONCRETE BARRIER, DOUBLE FACE, VARIABLE HEIGHT
- (M) EXISTING CONCRETE GUTTER (SPECIAL)
- (N) EXISTING PCC PAVEMENT, 10"
- (O) EXISTING BITUMINOUS CONCRETE OVERLAY, 4"
- (P) EXISTING BITUMINOUS CONCRETE SHOULDERS 13"
- (Q) EXISTING PERMANENT SHEET PILING
- (R) EXISTING CONCRETE RETAINING WALL
- (S) EXISTING CONCRETE STRUCTURES MOMENT SLAB
- (T) EXISTING CONCRETE BARRIER, 42"
- (U) EXISTING GUTTER, TYPE G-3
- (V) EXISTING PVC CONDUIT
- (W) EXISTING POROUS GRANULAR BACKFILL

PROPOSED LEGEND

- (1) TOPSOIL EXCAVATION AND PLACEMENT (21101505) (4")
- (2) AGGREGATE SHOULDERS WITH FILTER FABRIC, TYPE B 6" (J1481110)
- (3) HOT-MIX ASPHALT SOULDERS, 6" (48203021)
- (4) SUBGRADE AGGREGATE 12 IN. (JT211A11)
- (4a) 3" CA-6 AGGREGATE CAP (THICKNESS VARIES UNDER SHOULDER)
- (4b) 9" PGE
- (5) PIPE UNDERDRAINS, FABRIC LINED TRENCH 6" (60109520)
- (6) PORTLAND CEMENT CONCRETE PAVEMENT 12" (JOINTED) (42000541)
- (7) STABILIZED SUBBASE - HMA, 3" (J1312020)
- (8) CONCRETE MEDIAN BARRIER TRANSITION, TYPE V-F (JT637023)
- (9) EMBANKMENT MATERIAL AS NEEDED (SEE CROSS SECTIONS)
- (10) LONGITUDINAL CONSTRUCTION JOINT.
FOR LONGITUDINAL CONSTRUCTION JOINT, DRILL AND GROUT NO. 6 DEFORMED EPOXY TIE BARS 24" LONG AT 24" C-C. (SHALL BE INCLUDED IN THE COST OF PORTLAND CEMENT CONCRETE PAVEMENT, 12" (JOINTED))
- (11) CONCRETE BARRIER BASE (J1637001)
- (12) GALVANIZED STEEL PLATE BEAM GUARDRAIL, TYPE A, 6 FOOT POSTS (J1630002)
- (13) AGGREGATE SHOULDERS SPECIAL, TYPE C (X4811410)



NOTE: REMOVE EXISTING PIPE UNDERDRAIN AND PIPE UNDERDRAIN OUTLETS UNLESS OTHERWISE NOTED ON THE DRAINAGE PLANS.

DETAIL A
STA 4058+47.67 TO STA 4071+48.26 NB

BOWMAN, BARRETT & ASSOCIATES INC.
CONSULTING ENGINEERS
Chicago, Illinois
312.228.0100
www.bbandainc.com

FILE NAME = \$FILES\$	USER NAME = default	DESIGNED - JMG	REVISED -	STATE OF ILLINOIS DEPARTMENT OF TRANSPORTATION	TYPICAL SECTIONS - I-94			F.A. RTE. 94	SECTION 49-1-R-1	COUNTY LAKE	TOTAL SHEETS 677	SHEET NO. 32
	PLOT SCALE = Ht1"=10' Vt1"=5'	DRAWN - JMG	REVISED -		SCALE: NA	SHEET NO. 4 OF 15 SHEETS	STA. NA TO STA. NA	CONTRACT NO. 60L77				
	PLOT DATE = 6/20/2012	CHECKED - RGR	REVISED -		ILLINOIS FED. AID PROJECT							
		DATE - 6/19/2012	REVISED -									

S:\1101\95-CADD\60L77-IL-175\60L77-Sheets\166L77-INT-typsect.dgn