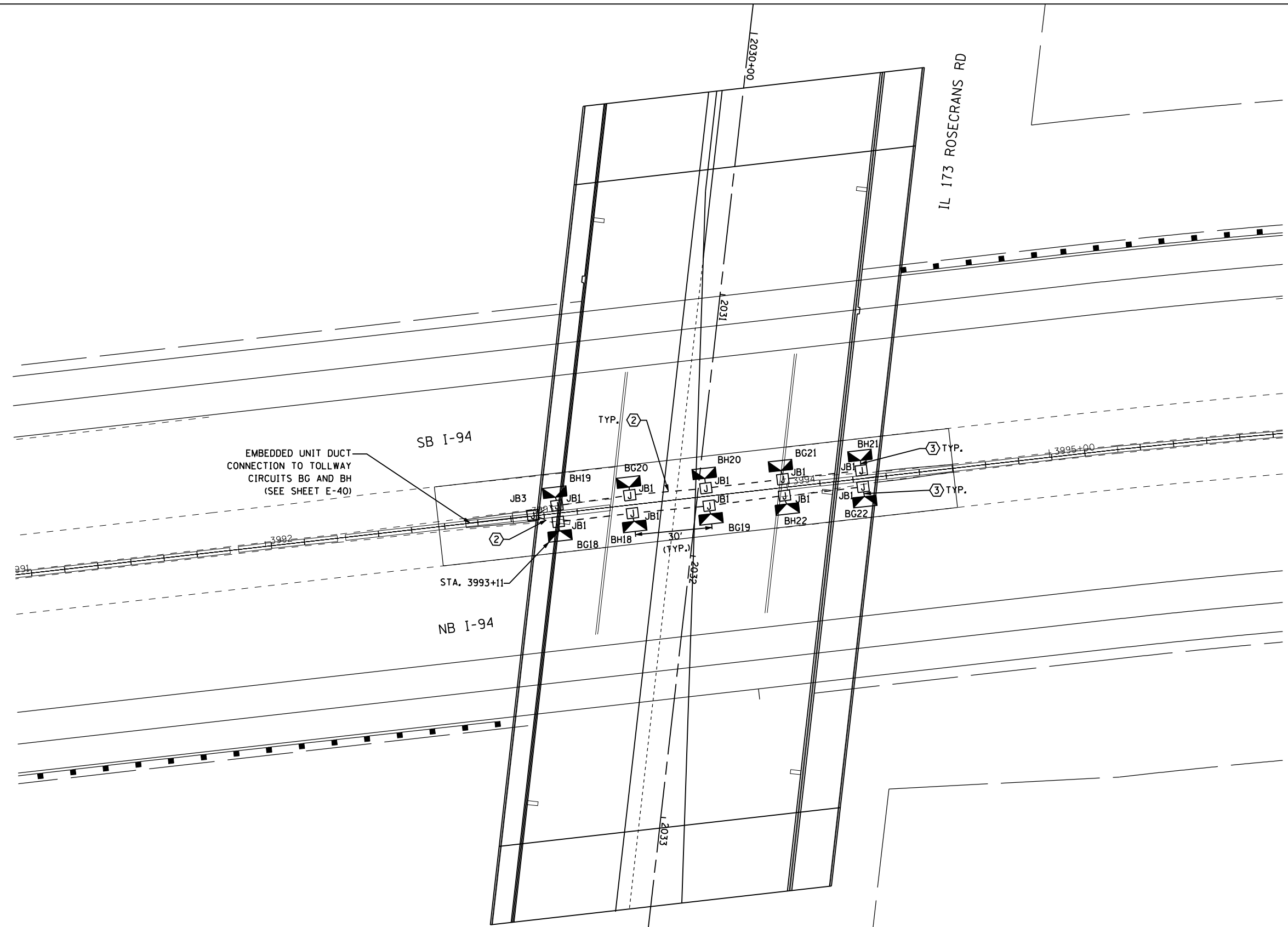




- NOTES:**
- SEE DRAWING E-30 FOR ELECTRICAL SYMBOLS AND ABBREVIATIONS.
 - ALL PROPOSED UNDERPASS LIGHTING UNITS SHOWN ON THIS DRAWING WILL BE FED FROM TOLLWAY LIGHTING CONTROLLER "B." SEE DRAWING E-44 FOR SINGLE LINE DIAGRAM OF LIGHTING CONTROLLER "B."
 - THE COST OF ALL LIQUID TIGHT FLEXIBLE CONDUIT IS INCLUDED IN THE PRICE OF THE UNDERPASS LUMINAIRE IT CONNECTS TO.
 - EXISTING UNDERPASS LUMINAIRES SHALL BE SALVAGED TO THE TOLLWAY.

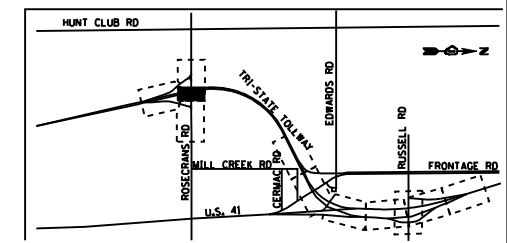
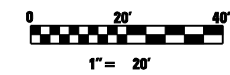
JUNCTION BOX SCHEDULE		
NO.	SIZE	DESCRIPTION
JB1	6"X6"X4"	STAINLESS STEEL, ATTACHED TO STRUCTURE, UNDERPASS LIGHTING
JB2	12"X10"X6"	STAINLESS STEEL, ATTACHED TO STRUCTURE, UNDERPASS LIGHTING
JB3	16"X14"X6"	STAINLESS STEEL, ATTACHED TO STRUCTURE, UNDERPASS LIGHTING

CABLE/CONDUIT SCHEDULE	
①	2-1/2"Ø10, 1-1/2"Ø10 GND IN 1" DIA PVCC RGC ATTACHED TO STRUCTURE (CKTS AS INDICATED ON THIS DRAWING)
②	4-1/2"Ø10, 1-1/2"Ø10 GND IN 1" DIA PVCC RGC ATTACHED TO STRUCTURE (CKTS AS INDICATED ON THIS DRAWING)
③	2-1/2"Ø10, 1-1/2"Ø10 GND IN 3/4" DIA LIQUID TIGHT FLEXIBLE CONDUIT (CKTS AS INDICATED ON THIS DRAWING)



s:\projects\3991 us 41-mse to il 173 - bba\proj\met work\disciplines\electrical\sheet\173-light-42.dwg

EJM ENGINEERING, INC.
 411 South Wells Street Suite 1000
 Chicago, Illinois 60607



FILE NAME	USER NAME = rsonson	DESIGNED - RAS	REVISED -
		DRAWN - BHH	REVISED -
	PLOT SCALE = 40.0000' / IN.	CHECKED - MKR	REVISED -
	PLOT DATE = 6/18/2012	DATE - 6/19/2012	REVISED -

STATE OF ILLINOIS
DEPARTMENT OF TRANSPORTATION

I-94 AT ROSECRANS ROAD
TOLLWAY UNDERPASS LIGHTING PLAN

SCALE: 1"=20' SHEET NO. 42 OF 53 SHEETS STA. 3991+04 TO STA. 3995+89

F.A. RTE.	SECTION	COUNTY	TOTAL SHEETS	SHEET NO.
94	49-1-R-1	LAKE	677	402
CONTRACT NO. 60L77				
ILLINOIS FED. AID PROJECT				