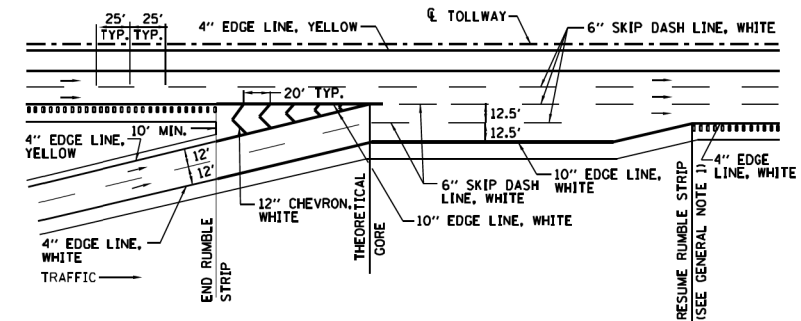
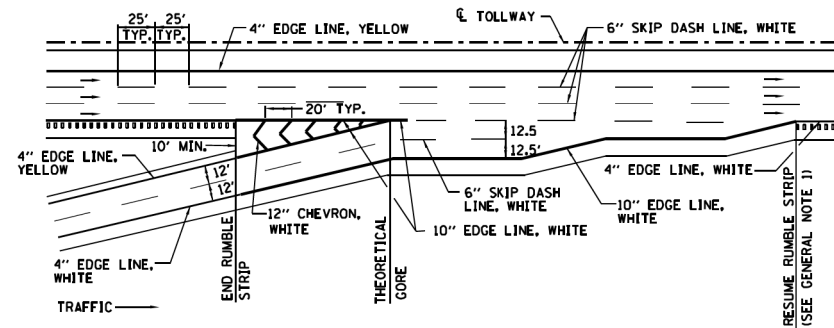


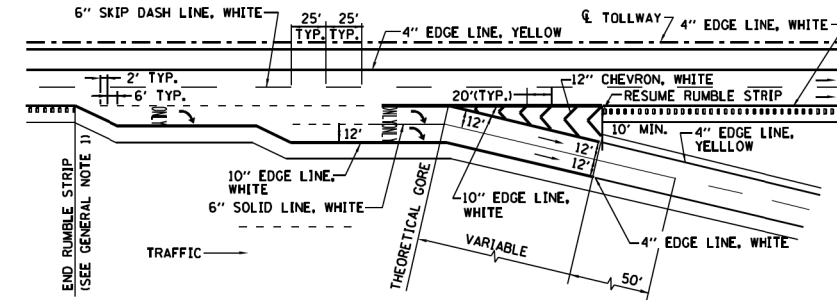
ENTRANCE - SINGLE LANE RAMP WITH BEGINNING OF LANE 3



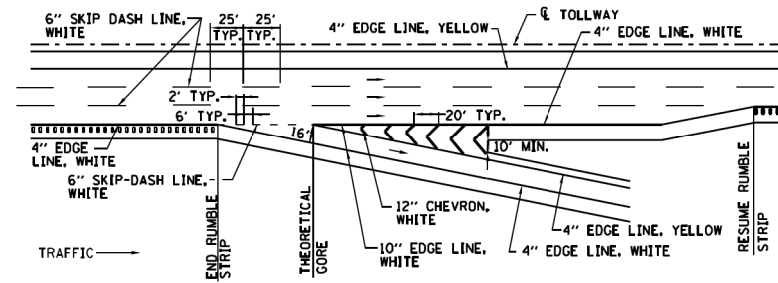
ENTRANCE - TWO LANE RAMP WITH BEGINNING OF LANE 3



ENTRANCE - TWO LANE PARALLEL RAMP



EXIT - TWO LANE PARALLEL RAMP



EXIT - SINGLE LANE RAMP LANE THREE TERMINATION

Paul Kovacs
APPROVED CHIEF ENGINEER DATE 7-1-2009

SHEET 2 OF 2

SEE SHEET 1 OF 2, IN THIS SERIES FOR GENERAL NOTES.

Illinois Tollway
Open Roads for a Faster Future

PAVEMENT MARKING AND SHOULDER RUMBLE STRIP DETAILS

STANDARD D6-01

BOWMAN, BARRETT & ASSOCIATES INC.
CONSULTING ENGINEERS
Chicago, Illinois
312.228.0100
www.bbandainc.com



FILE NAME = \$FILES\$	USER NAME = default	DESIGNED -	REVISED -
		DRAWN -	REVISED -
	PLOT SCALE = H=1"=10' V=1"=5'	CHECKED - RGR	REVISED -
	PLOT DATE = 6/18/2012	DATE - 6/19/2012	REVISED -

STATE OF ILLINOIS
DEPARTMENT OF TRANSPORTATION

TOLLWAY STANDARD DRAWING

SCALE: SHEET NO. N/A OF N/A SHEETS STA. TO STA.

F.A. RTE.	SECTION	COUNTY	TOTAL SHEETS	SHEET NO.
94	49-1-R-1	LAKE	677	653
CONTRACT NO. 60L77				
ILLINOIS FED. AID PROJECT				

S:\1101\95-CADD\60L77-IL-173\60L77-Sheets\0160L77-shs-15114-dsntla.dgn