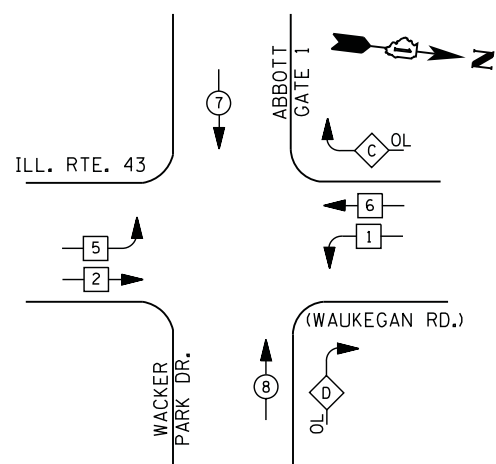
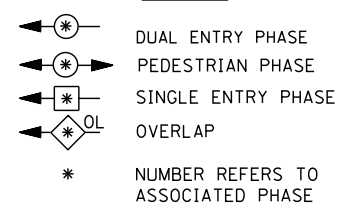


**CONTROLLER SEQUENCE**



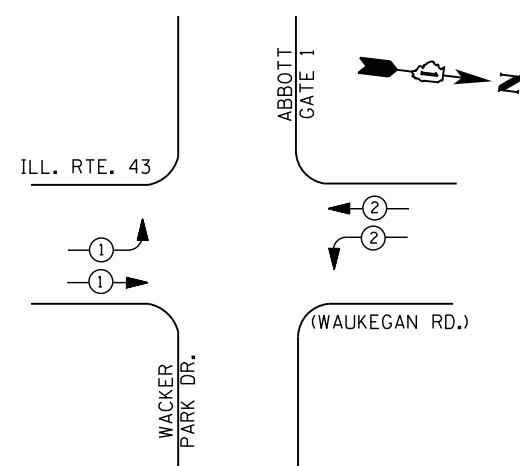
**LEGEND**



**RIGHT TURN OVERLAP PHASE DESIGNATION**

OVERLAP LETTER	PERMISSIVE PHASE	PROTECTED PHASE	DISPLAY PHASE
C	= 6	+ 7	- 6
D	= 8	+ 1	- 8

**PHASE DESIGNATION DIAGRAM**



**EMERGENCY VEHICLE PREEMPTION SEQUENCE**

EMERGENCY VEHICLE PREEMPTORS		
EMERGENCY VEHICLE PREEMPTOR	1	2
MOVEMENT		

**I. D. O. T. TRAFFIC SIGNAL INSTALLATION ELECTRICAL SERVICE REQUIREMENTS**

TYPE	NO. LAMPS	WATTAGE		% OPERATIONS	TOTAL WATTAGE
		INCAND.	LED		
SIGNAL (RED)	21	135	17	0.50	179
(YELLOW)	21	135	25	0.25	131
(GREEN)	26	135	15	0.25	98
ARROW	10	135	12	0.10	12
PED. SIGNAL	--	90	25	1.00	--
CONTROLLER	1	100	100	1.00	100
ILLUM. SIGN		252	25	0.05	--
VIDEO SYSTEM		150	-	1.00	--
TOTAL =					520

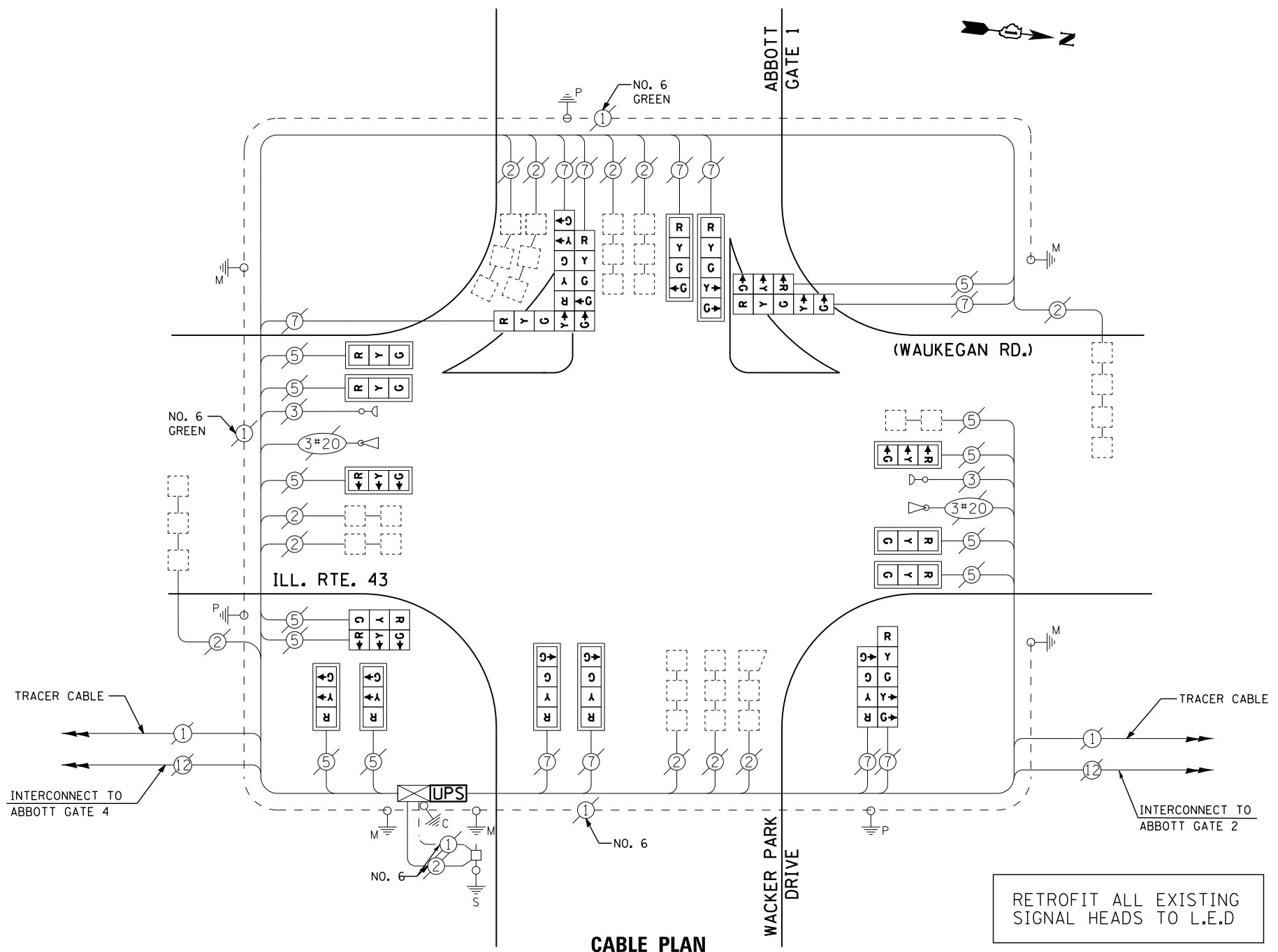
ENERGY COSTS- BILLED TO: CITY OF NORTH CHICAGO  
 1850 LEWIS AVE  
 NORTH CHICAGO, IL 60064

ENERGY SUPPLY - CONTACT TERRI BLECK  
 PHONE 847-816-5239  
 COMMONWEALTH EDISON

**SCHEDULE OF QUANTITIES**

QUANTITY	UNIT	ITEM
1	EACH	MAINTENANCE OF EXISTING TRAFFIC SIGNAL INSTALLATION
12	EACH	TRAFFIC SIGNAL BACKPLATE, LOUVERED, ALUMINUM
1	EACH	MODIFY EXISTING CONTROLLER CABINET
1	EACH	REMOVE EXISTING TRAFFIC SIGNAL EQUIPMENT
1	EACH	UNINTERRUPTABLE POWER SUPPLY, SPECIAL
1	EACH	SIGNAL HEAD, LED, 2-FACE, 1-3 SECTION, 1-5 SECTION, BRACKET MOUNTED, RETROFIT
8	EACH	SIGNAL HEAD, LED, 1-FACE, 3-SECTION, MAST ARM MOUNTED, RETROFIT
1	EACH	SIGNAL HEAD, LED, 1-FACE, 5-SECTION, MAST ARM MOUNTED, RETROFIT
1	EACH	SIGNAL HEAD, LED, 2-FACE, 3-SECTION, BRACKET MOUNTED, RETROFIT
3	EACH	SIGNAL HEAD, LED, 1-FACE, 4-SECTION, MAST ARM MOUNTED, RETROFIT
1	EACH	SIGNAL HEAD, LED, 2-FACE, 1-4 SECTION, 1-5 SECTION, BRACKET MOUNTED, RETROFIT
1	EACH	SIGNAL HEAD, LED, 3-FACE, 2-5 SECTION, 1-4 SECTION, BRACKET MOUNTED, RETROFIT

**CABLE PLAN**



RETROFIT ALL EXISTING SIGNAL HEADS TO L.E.D

**REMOVAL OF EXISTING TRAFFIC SIGNAL EQUIPMENT**

THE FOLLOWING ITEMS SHALL BE REMOVED BY THE CONTRACTOR AND SHALL BE DISPOSED OF BY THEM OUTSIDE THE RIGHT-OF-WAY AT THEIR EXPENSE. THE SALVAGE VALUE OF THE REMOVED EQUIPMENT SHALL BE REFLECTED IN THE CONTRACT BID PRICE.

12 EACH TRAFFIC SIGNAL BACKPLATE

FILE NAME =	USER NAME = \$USER\$	DESIGNED - DW	REVISED -
N:\Projects\3\12004\DesignCAD\Sheet Files\12-002 Sheets NE Lake Co\06815-CAB.LAKE.dgn		DRAWN - JDH	REVISED -
	PLOT SCALE = \$SCALE\$	CHECKED - KMM	REVISED -
	PLOT DATE = 5/16/2012	DATE -	REVISED -

STATE OF ILLINOIS  
 DEPARTMENT OF TRANSPORTATION

IL ROUTE 43 (WAUKEGAN RD.) AT ABBOTT LABS GATE 1/WACKER PARK DR.  
 SCHEDULE OF QUANTITIES, CABLE PLAN, PHASE DESIGNATION DIAGRAM  
 AND EMERGENCY VEHICLE PREEMPTION SEQUENCE

SCALE: N.T.S. SHEET NO. OF SHEETS STA. TO STA.

F.A. RTE.	SECTION	COUNTY	TOTAL SHEETS	SHEET NO.
	2012-004 I	LAKE	97	58
CONTRACT NO. 60T42				
ILLINOIS FED. AID PROJECT				

TS# 6815  
 NORTH CHICAGO