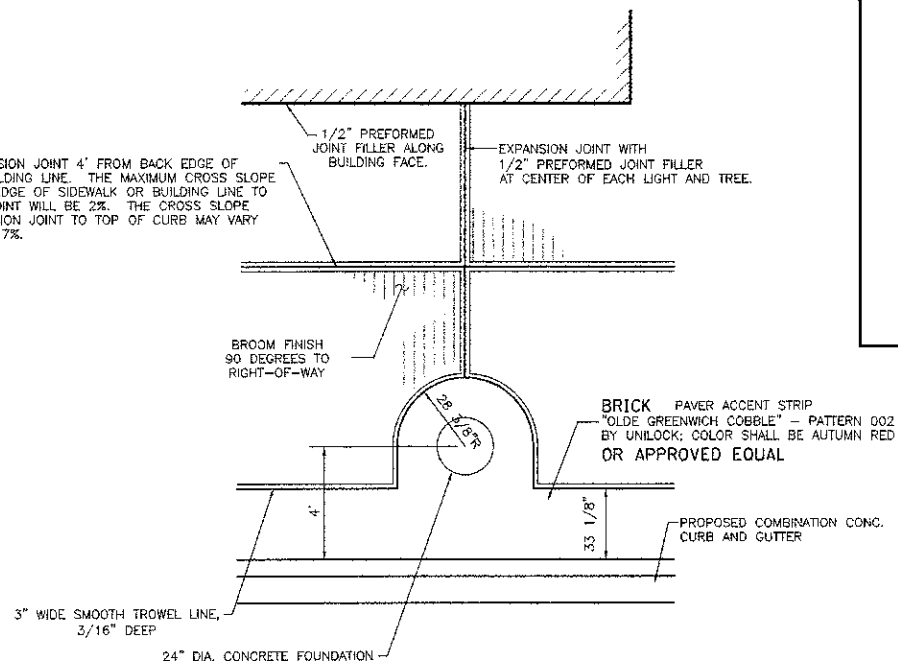
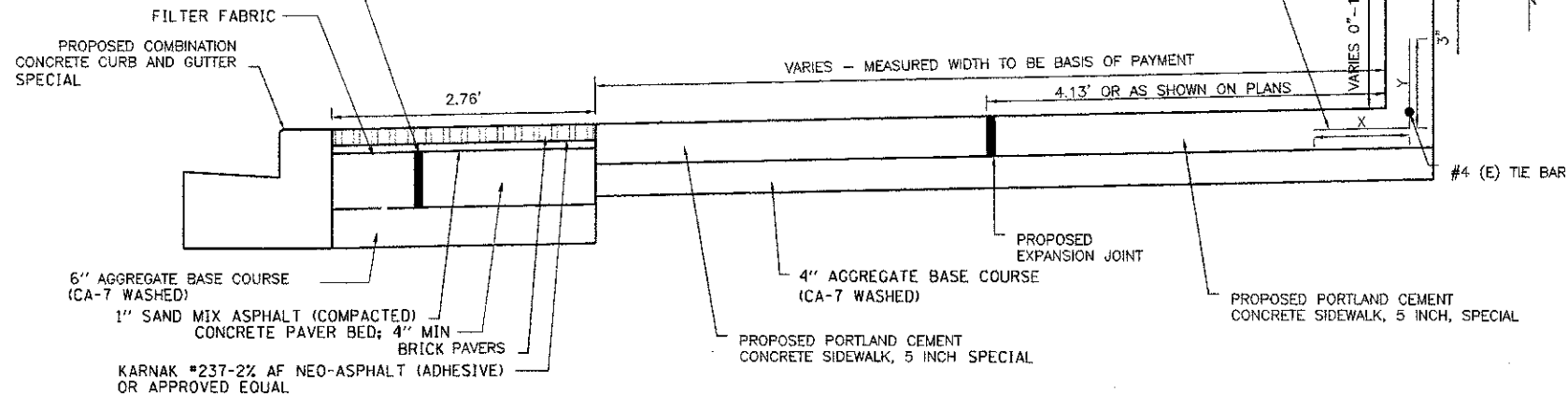


PLACE EXPANSION JOINT 4' FROM BACK EDGE OF WALK OR BUILDING LINE. THE MAXIMUM CROSS SLOPE FROM BACK EDGE OF SIDEWALK OR BUILDING LINE TO EXPANSION JOINT WILL BE 2%. THE CROSS SLOPE FROM EXPANSION JOINT TO TOP OF CURB MAY VARY FROM 2% TO 7%.



**LIGHT POLE ACCENT**  
SCALE: 1" = 3'-0"

1" DIA WEEP HOLES IN CONCRETE  
5 FT O.C. DIAGONAL SPACING  
FILL CELLS WITH STONE TO DRAIN

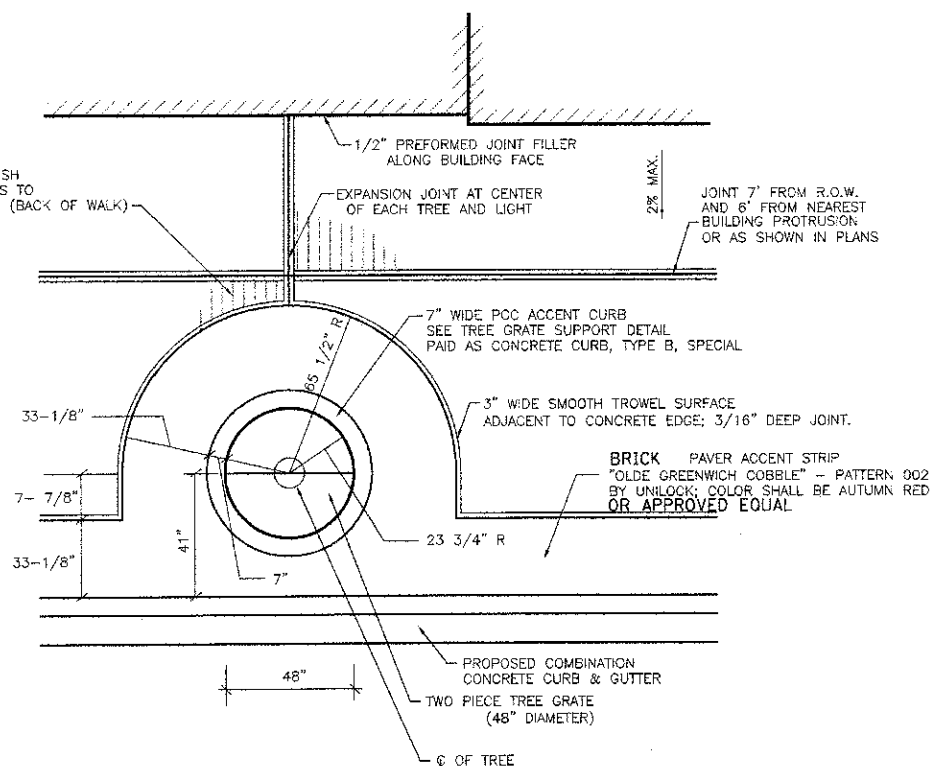


**PORTLAND CEMENT CONCRETE SIDEWALK, 5 INCH, SPECIAL**

**NOTES:**

- 1) ALL REINFORCING STEEL SHALL BE GRADE 60, EPOXY COATED AND IN ACCORDANCE WITH SECTION 508 OF THE STANDARD SPECIFICATIONS.
- 2) ALL REINFORCING STEEL USED FOR THIS ITEM SHALL NOT BE PAID FOR SEPARATELY BUT SHALL BE INCLUDED IN THE UNIT COST OF PORTLAND CEMENT CONCRETE SIDEWALK, 5 INCH, SPECIAL.
- 3) CONCRETE PAVER BED SHALL BE PLACED BELOW THE BRICK PAVERS AT AN ELEVATION SO THAT THE FINAL GRADE OF THE BRICK MATCHES FLUSH TO THE BACK OF CURB.
- 4) PAVERS WILL BE INSTALLED ON TOP OF THE SAND MIX/NEO-ASPHALT (ADHESIVE). INSTALLING ALL FULL STONES FIRST. SMALL CUT PIECES WILL THEN BE INSTALLED. CONTRACTOR SHALL COMPACT PAVING STONES INTO THE SAND MIX/NEO-ASPHALT (ADHESIVE) COURSE WITH A MECHANICAL PLATE COMPACTOR WITH A FORCE OF 2,500-3,500 LBS. POLYMERIC SAND IS THEN SWEEP INTO THE JOINTS AND VIBRATED UNTIL THE JOINTS ARE FULL.
- 5) THE PAVERS SHALL BE PLACED ACCORDING TO MANUFACTURED SPECIFICATIONS AND INTERLOCKING CONCRETE PAVEMENT INSTITUTE SPECIFICATIONS.
- 6) THE NEO-ASPHALT (ADHESIVE), SAND MIX ASPHALT AND FILTER FABRIC WILL BE INCLUDED IN THE CONTRACT UNIT COST FOR BRICK PAVER ACCENT STRIP.
- 7) THE CONCRETE PAVER BED AND DRILLING OF WEEP HOLES WILL BE INCLUDED IN THE CONTRACT UNIT COST FOR BRICK PAVER ACCENT STRIP.

BROOM FINISH  
90 DEGREES TO  
R.O.W. LINE (BACK OF WALK)



**TREE ACCENT**  
SCALE: 1" = 3'-0"



USER NAME = JStrzol	DESIGNED -	REVISED -
PLGT SCALE =	DRAWN -	REVISED -
PLGT DATE = 5/25/2012	CHECKED -	REVISED -
	DATE -	REVISED -

**VILLAGE OF MUNDELEIN**

**LAKE STREET STREETScape  
CONSTRUCTION DETAILS**

SCALE: SHEET NO. 1 OF 4 SHEETS STA. NA TO STA. NA

F.A.U. RTE. 344	SECTION 11-00095-00-LS	COUNTY LAKE	TOTAL SHEETS 12	SHEET NO. 8
CONTRACT NO. 63724				
ILLINOIS FED. AID PROJECT				