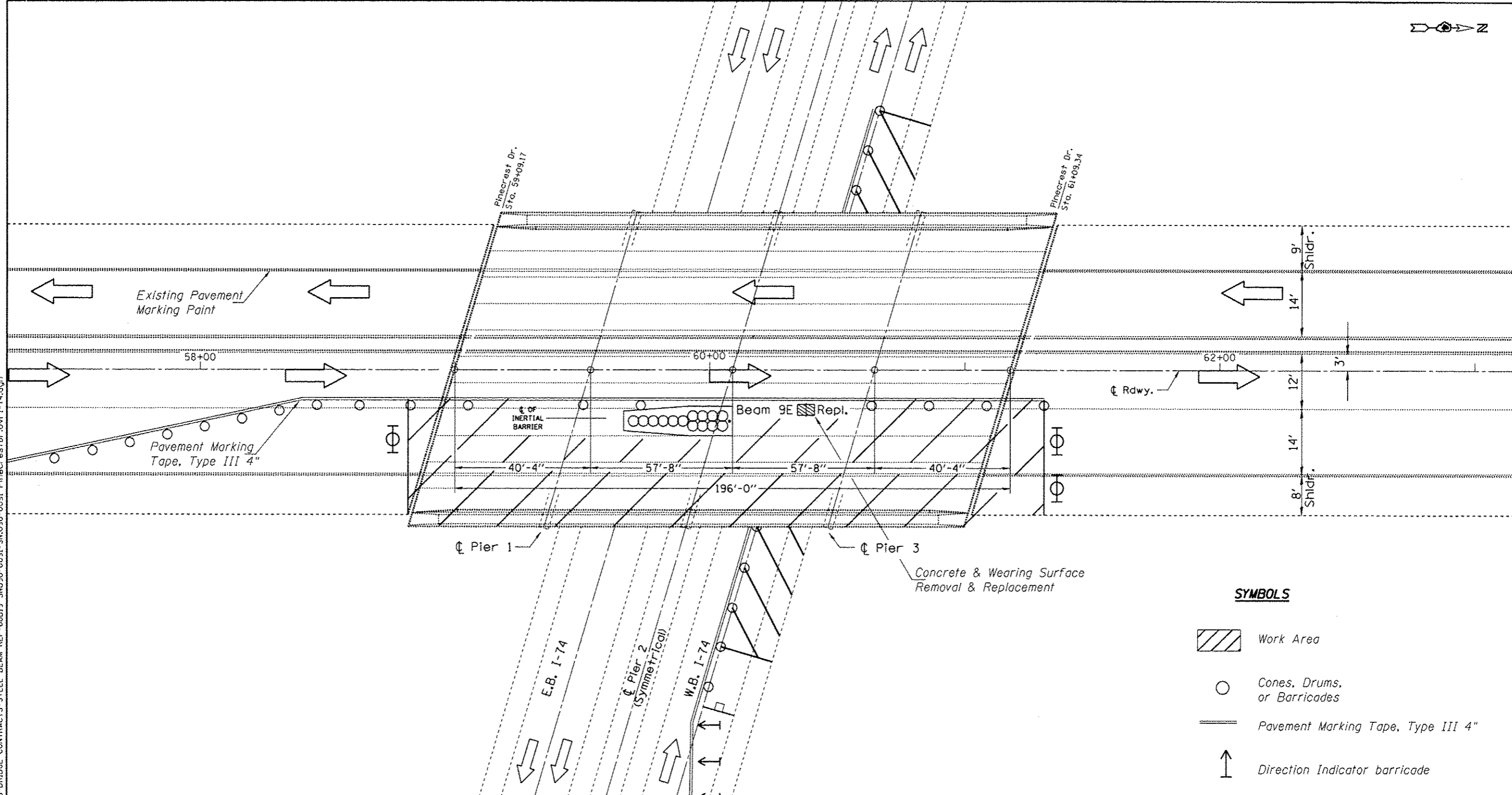






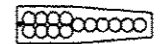




S:\GEN-DRAFT-STO&PLNS-Squad\BRIDGES-BRIDGE CONTRACTS-STEEL BEAM REP-68819 SN090-0091-PinecrestDr.ovr1-74.dgn



**SYMBOLS**

-  Work Area
-  Cones, Drums, or Barricades
-  Pavement Marking Tape, Type III 4"
-  Direction Indicator barricade
-  Barricade or drum w/flashing light
-  Sign (speed indicator)
-  Impact Atten. Temp. NRD, TL2

**NOTES:**  
 Refer to Highway Standards 701406 & 701601 in conjunction with this sheet for exact placement of traffic management devices and other clarifications as construction staging symbols and dimensioning were duplicated off of these standards.  
 A Changeable Message Sign shall be used for and located prior to the I-74 lane reduction at least 3 days in advance of work beginning for public notification.  
 Speed Indicator Signs shall be required and activated for each closed lane on I-74.

**PLAN**  
(Stage II)

Changeable Message Sign to be placed alongside WB roadway well in advance of worksite for public notification of pending lane closures during construction.

STATE OF ILLINOIS DEPARTMENT OF TRANSPORTATION		PROPOSED TRAFFIC CONTROL PINECREST DRIVE OVER F.A.I. ROUTE 74 SN 090-0091		F.A.I. RTE. 74	SECTION (90-14HB-1BR)II-1	COUNTY TAZEWELL	TOTAL SHEETS 17	SHEET NO. 9
SCALE: _____	SHEET NO. _____ OF _____ SHEETS	STA. _____ TO STA. _____	STEEL BEAMS REP./REPL. CONTRACT NO. 68819					
FED. ROAD DIST. NO. 4 ILLINOIS FED. AID PROJECT								

FILE NAME :	USER NAME : jones	DESIGNED - CEJ	REVISED -
S:\GEN-DRAFT-STO&PLNS-Squad\BRIDGES-BRIDGE CONTRACTS-STEEL BEAM REP-68819 SN090-0091-PinecrestDr.ovr1-74.dgn	DATE: 06/15/2012	CHECKED -	REVISED -
PLOT SCALE = 1/8" = 1' - 0"	DATE: 06/15/2012	CHECKED -	REVISED -
PLOT DATE = 6/20/2012	DATE: 06/15/2012	CHECKED -	REVISED -