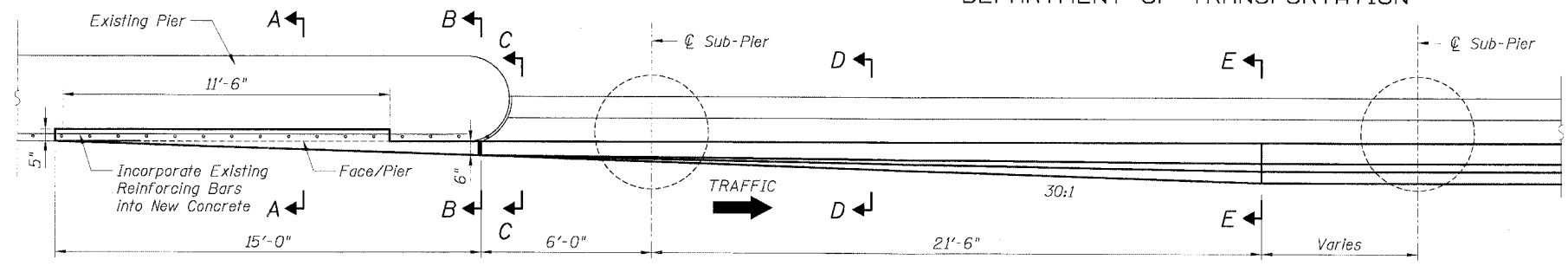
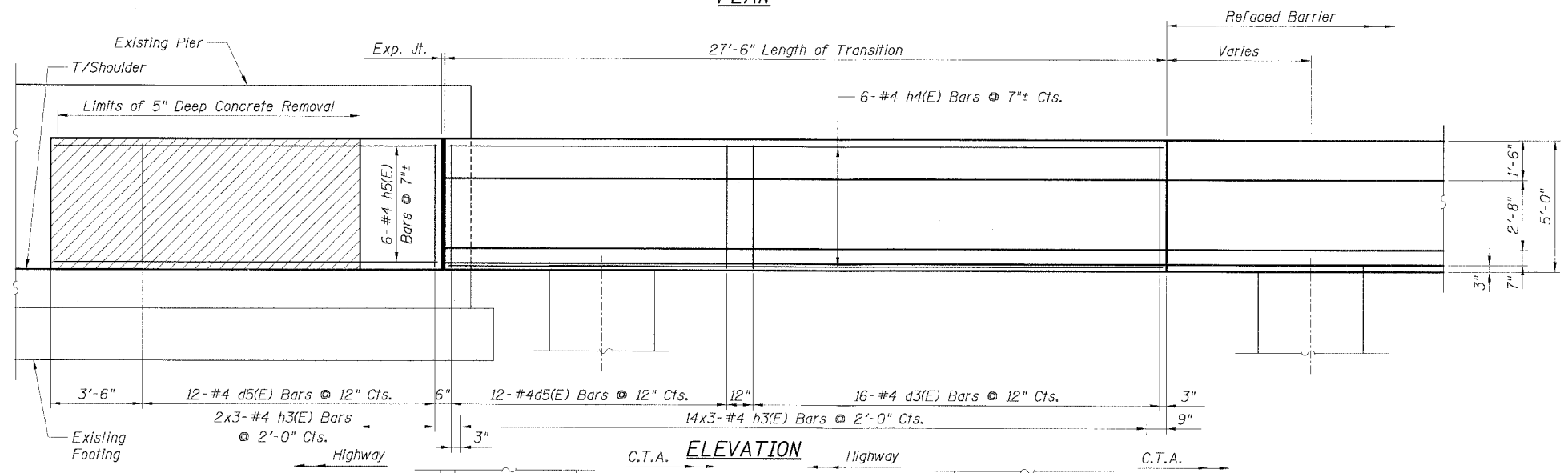


STATE OF ILLINOIS
DEPARTMENT OF TRANSPORTATION

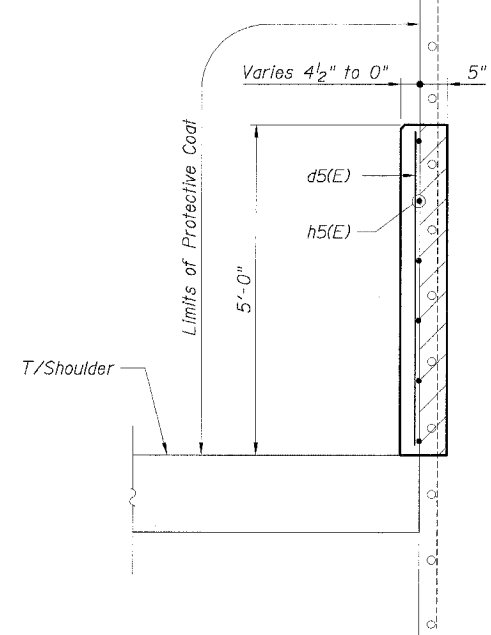
F.A.I. SECTION	COUNTY	TOTAL SHEETS	SHEET NO.
90/94	COOK	556	378
STA. TO STA.		62300	
FED. ROAD DIST. NO. 1 ILLINOIS FED. AID PROJECT			
* (1818, ETC, 2324.6-1)PR-8			



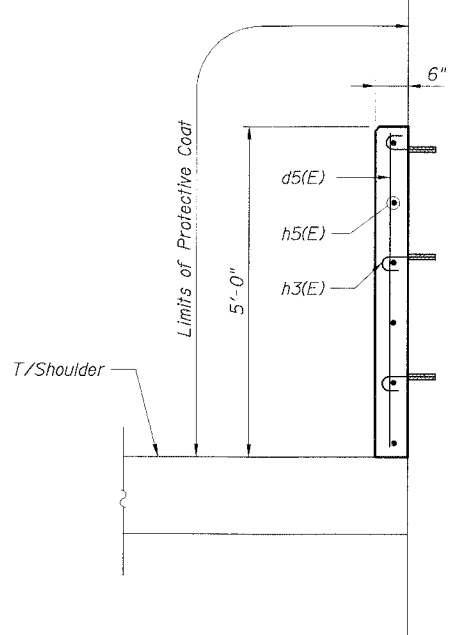
PLAN



ELEVATION



SECTION A-A



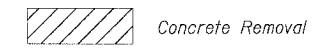
SECTION B-B

BILL OF MATERIAL
FOR ONE TRANSITION

Bar	No.	Size	Length	Shape
d3(E)	16	#4	5'-3"	—
d5(E)	24	#4	4'-8"	—
h3(E)	48	#4	1'-6"	—
h4(E)	6	#4	26'-8"	—
h5(E)	6	#4	14'-8"	—

Item	Unit	Quantity
Reinforcement Bars, Epoxy Coated	Lbs.	345
Concrete Structures	Cu. Yd.	4.6
Protective Coat	Sq. Yd.	22.5
Concrete Removal	Cu. Yd.	0.9

LEGEND:



NOTES:

1. Drilling and grouting of #4 h3(E) bars shall be in accordance with Section 584 of the Standard Specifications.
2. The cost of drilling holes, furnishing and placing Epoxy Grout and setting #4 h3(E) bars shall be included in the cost per cubic yard for Concrete Structures.
3. Provide joints in facing to match those in the existing barrier.
4. For Refaced Barrier details, see Sheets B4 and B5.
5. For Sections C-C, D-D and E-E see Sheet B11.
6. For d3(E) and h3(E) bar details, see Sheet B4.
7. For locations of Transition, see Roadway Plans.

REVISIONS	
NAME	DATE

ILLINOIS DEPARTMENT OF TRANSPORTATION
F.A.I. 90/94 (DAN RYAN EXPRESSWAY)
EXISTING BARRIER WALL MODIFICATIONS
AT CTA STATIONS
PROPOSED T/S SHOULDER AT OR ABOVE EXISTING
REFACED BARRIER TO PIER
TRANSITION DETAILS (TAPER)
SCALE: None DRAWN BY: CHD
DATE: JULY 7, 2005 CHECKED BY: MJP

CTE | AECOM

CTE
801 East Market Street, Suite 600, Chicago, Illinois 60610-2076
Tel: 312.424.2300 Fax: 312.424.3109 www.cteaecom.com

P:\P\40468\Struct\ES&K_Dwg\Conr-62300\03_CTA_BARRIER\17051024CTA.dwg