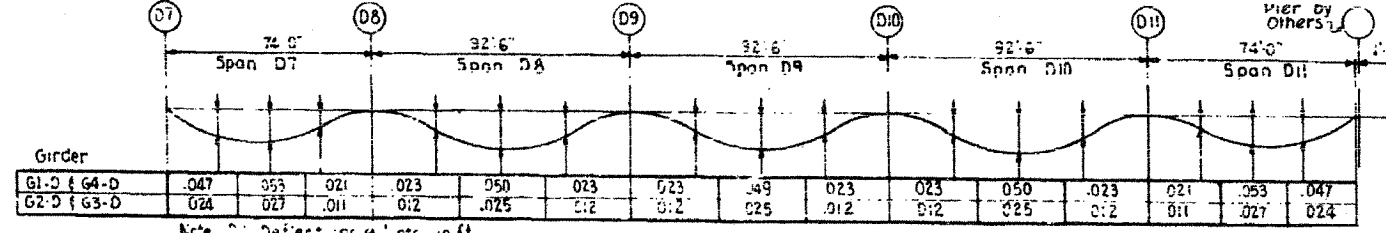
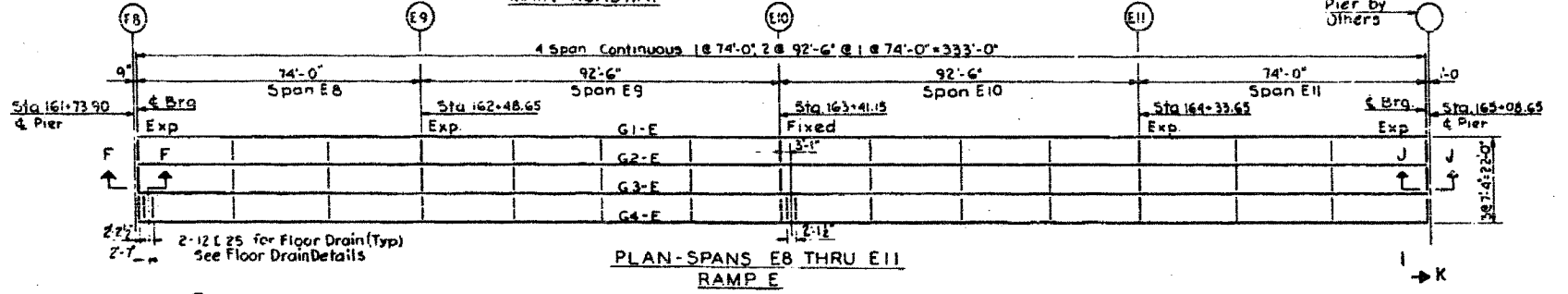
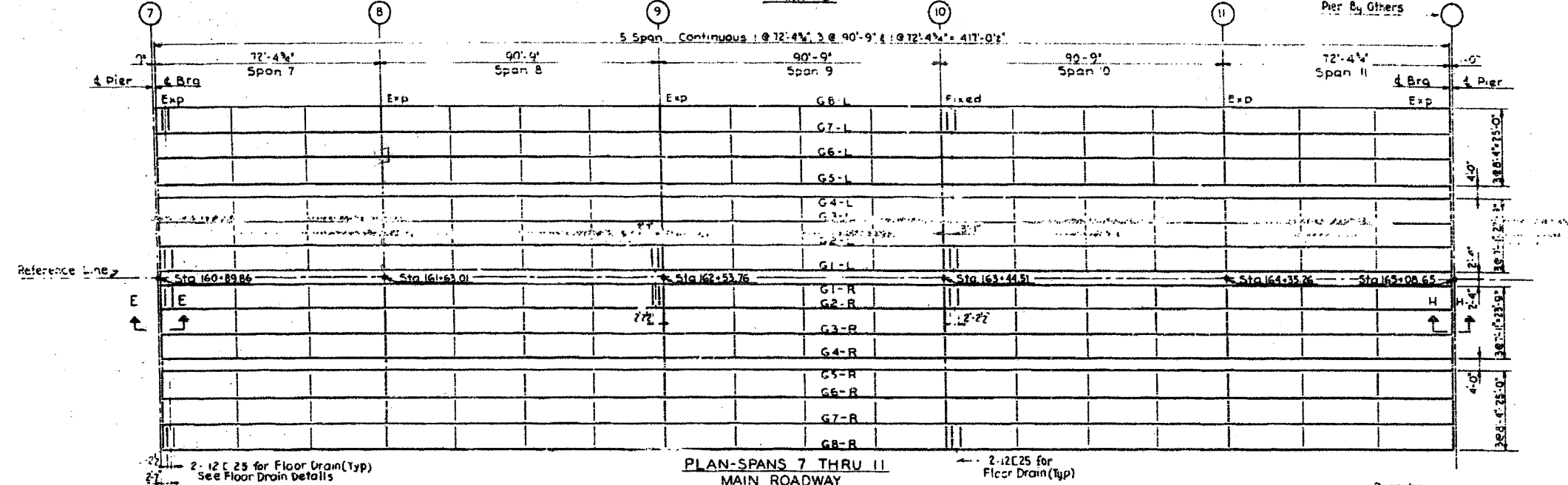
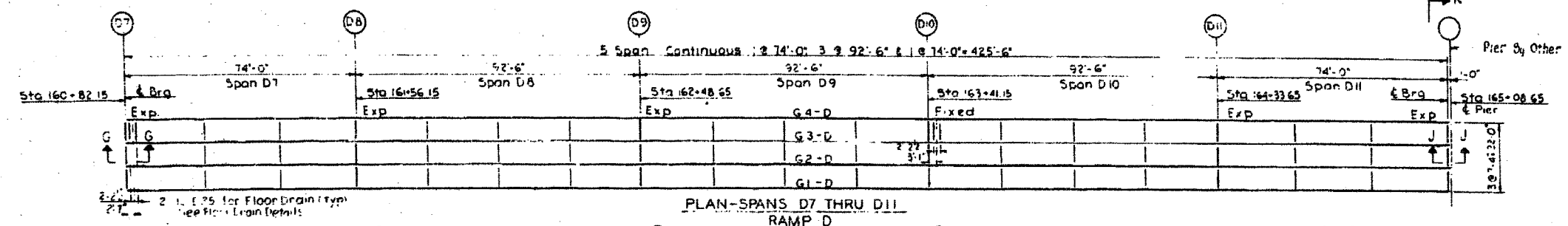
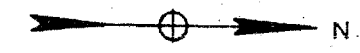


F.A.I.	SECTION	COUNTY	TOTAL SHEETS	SHEET NO.
94/90	2005-008F	COOK	93	84
STA.	TO STA.			
FED. ROAD DIST. NO.	ILLINOIS	FED. AID PROJECT		
62919				



SPANS D7 THRU D11
RAMP D DEAD LOAD DEFLECTIONS
Includes Weight of Concrete only

FOR INFORMATION ONLY



STRUCTURAL STEEL NOTES

- STEEL**
Structural Steel ASTM Designation A-373 shall be used throughout except as noted below.
- ASTM Designation A-7 steel to be used for cross frames, masonry plates, anchor bolts, field splice plates, expansion guards, channel shear connectors, and scupper channels.
- FIELD CONNECTIONS**
Cross Frames - 2 @ High-Strength Bolts ASTM A-325
Girder Splices & 4" High-Strength Bolts ASTM A-325
Expansion Guard Brackets - 8 @ Rivet Bolts
Scupper Channels - 3" HS P. Nuts - See Sheet S-30
- FIELD PLATE WELDS**
Flanges to web with carbon steel plates shall be welded to web. Use 1/2" fillet welds for flange plates up to and including 1/2" thickness. Use 3/4" fillet welds for flange plates up to and including 1 1/2" thickness. Use 1" fillet welds for flange plates up to and including 2" thickness.
- SPICES**
Field splices may be vertical or normal to the girders at the option of the fabricator. Holes for field splices shall be reamed with the girders assembled in position in accordance with the Blocking Diagrams.
Shop web splices shall be made vertical.
- PAINTING**
The Contractor for Section S-25253-3HF shall furnish and apply 1 shop coat of red lead paint and 2 field coats of paint to all structural steel except as noted below. The tops of girder top flanges will not be painted except for a distance of 5 feet each way from interior piers & abutments.

See Expansion Guard Detail Sheets S-25, S-26, S-27 for Sections E, F, G, H, J & K

CITY OF CHICAGO
DEPARTMENT OF PUBLIC WORKS
BUREAU OF ENGINEERING
SOUTH ROUTE SUPERHIGHWAY
SECTION NO. 5-25253-3HF
W. 156 STREET TO W. 158 STREET
FRAMING PLAN
CONSER, TOWNSEND & ASSOCIATES
CONSULTING ENGINEERS
CHICAGO, ILLINOIS
DESIGNED BY RLF
CHECKED BY H.L.
DATE: AUG. 1961
SCALE: SHEET NO. S-21 OF 82

REVISIONS	NAME	DATE

ILLINOIS DEPARTMENT OF TRANSPORTATION
F.A.I. 94/90 (DAN RYAN EXPRESSWAY)
FABRICATION CONTRACT
NB DAN RYAN ELEVATED BRIDGE
REPAIR FROM 15TH TO 28TH STREETS
EXISTING PLAN INFORMATION SN 016-1111
SCALE: NTS
DATE: 5/23/2005
DRAWN BY: BDC
CHECKED BY: BLU

BOWMAN, BARRETT & ASSOCIATES INC.
CONSULTING ENGINEERS
110 EAST MADISON STREET SUITE 2604 CHICAGO, ILLINOIS 60601
312.467.1000