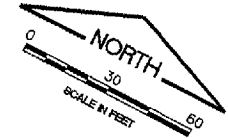


IMAGE FILES: palwaukee_togo.jpg

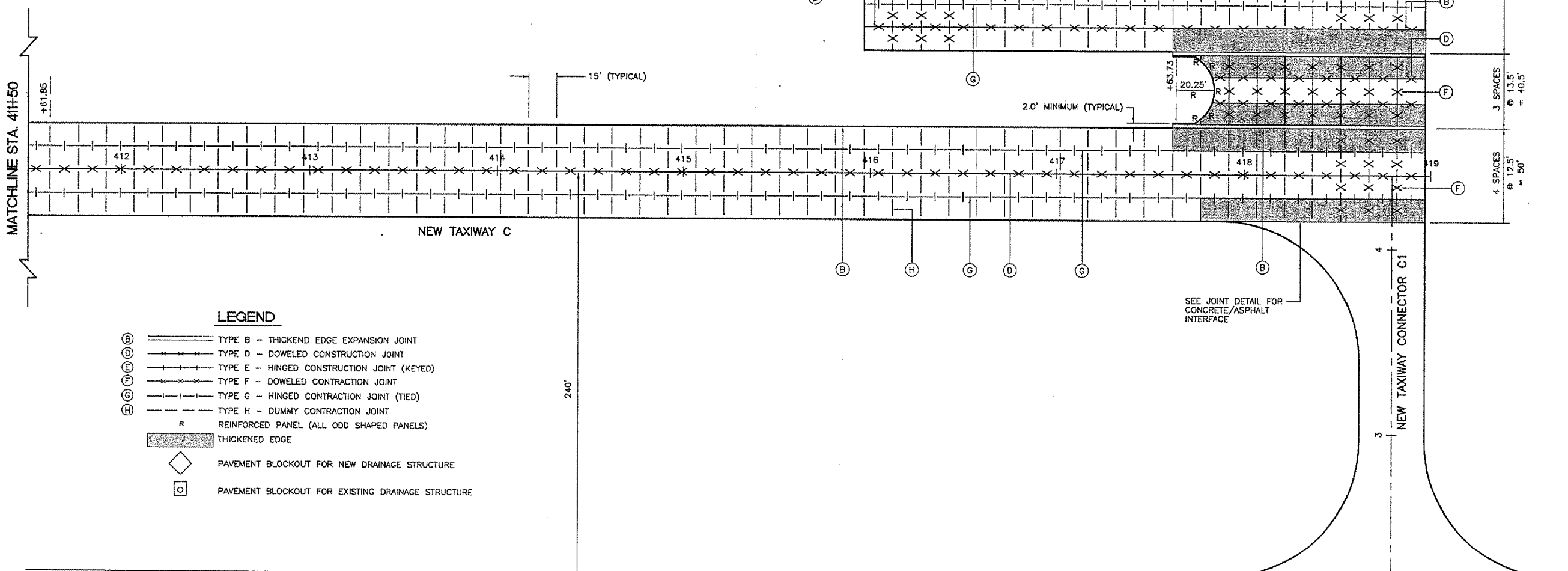
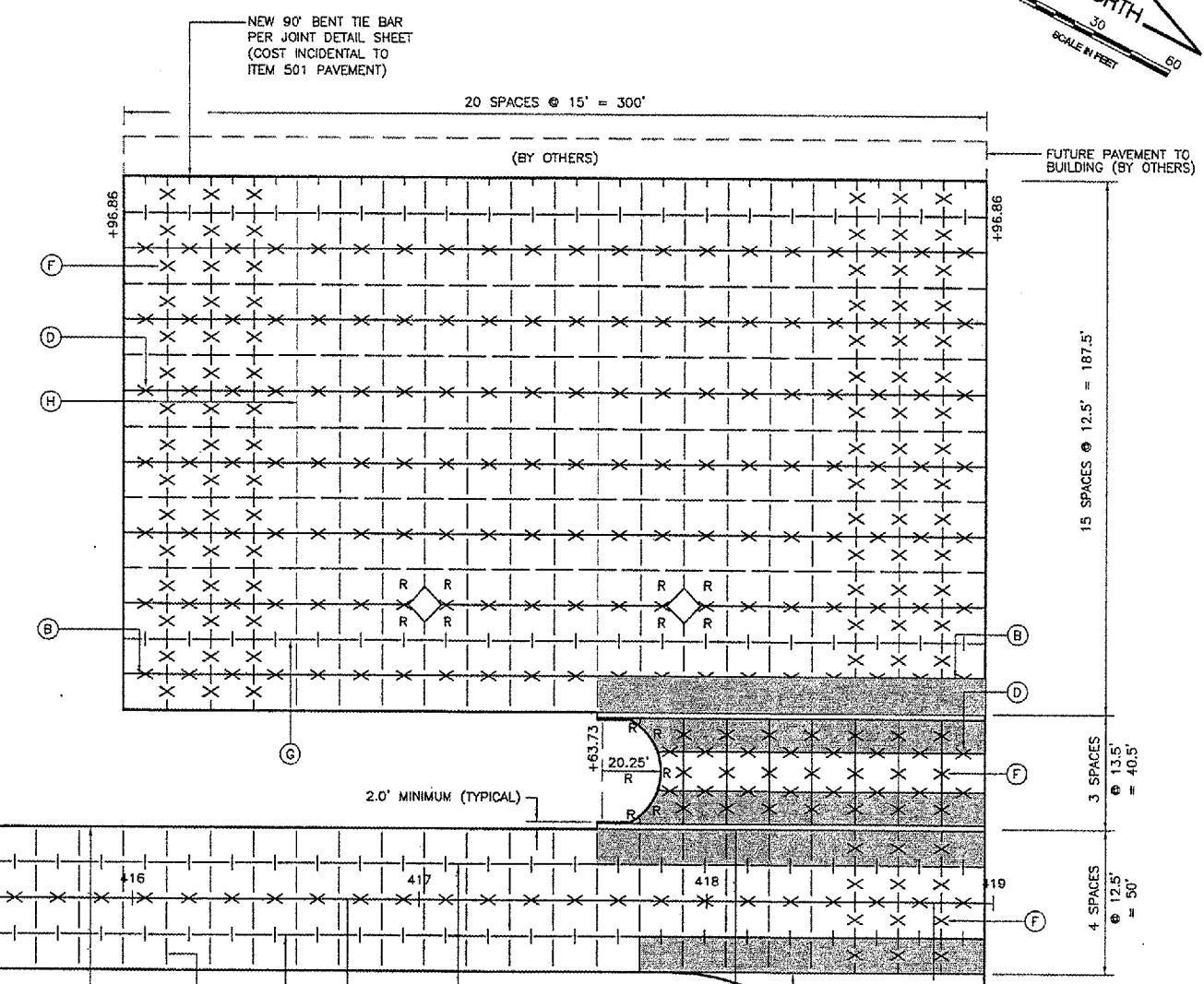
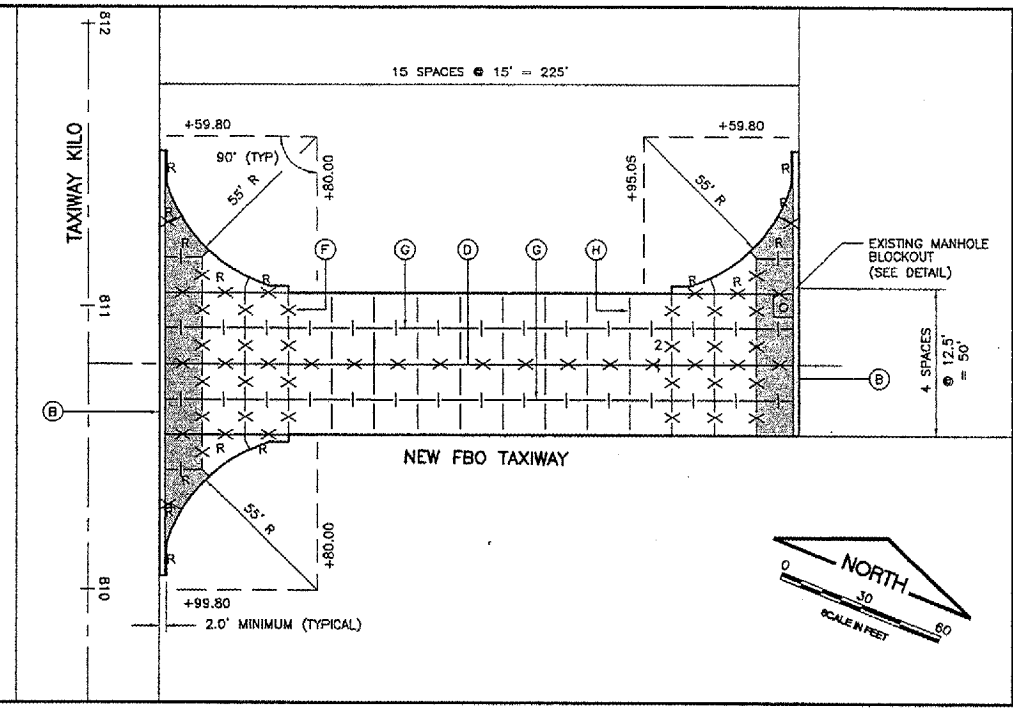
PA048

K:\Palwaukee\0429003\Draw\Sheets\
FILE: txy-jnt2.dwg
LAYOUT: Layout1
UPDATE BY: johse
SURVEY BOOK #
DATE: Thu 6/30/05 3:43pm
XREF DWG: tbcint.dwg
tb.dwg
txy-base.dwg



REVISIONS		
NUMBER	BY	DATE

0 1 2
THIS BAR IS EQUAL TO 2"
AT FULL SCALE (34X22).



- LEGEND**
- (B) TYPE B - THICKEND EDGE EXPANSION JOINT
 - (D) TYPE D - DOWELED CONSTRUCTION JOINT
 - (E) TYPE E - HINGED CONSTRUCTION JOINT (KEYED)
 - (F) TYPE F - DOWELED CONTRACTION JOINT
 - (G) TYPE G - HINGED CONTRACTION JOINT (TIED)
 - (H) TYPE H - DUMMY CONTRACTION JOINT
 - R REINFORCED PANEL (ALL ODD SHAPED PANELS)
 - THICKENED EDGE
 - ◊ PAVEMENT BLOCKOUT FOR NEW DRAINAGE STRUCTURE
 - PAVEMENT BLOCKOUT FOR EXISTING DRAINAGE STRUCTURE

PALWAUKEE MUNICIPAL AIRPORT
WHEELING/PROSPECT HEIGHTS, ILLINOIS

CONSTRUCT TAXIWAY CHARLIE AND EAST QUADRANT APRON
PAVEMENT JOINTING PLAN - SHEET 2

CMT
CRAWFORD, MURPHY & TILLY, INC.
CONSULTING ENGINEERS
License No. 184-000613



DESIGN BY: JRL
DRAWN BY: JRO
CHECKED BY:
APPROVED BY:

DATE: 06/24/05
JOB No: 04290-03

ILLINOIS PROJECT: PWK-3481
A.I.P. PROJECT: 3-17-0018-BXX

SHEET 20 OF 38 SHEETS

24

RUNWAY 6/24