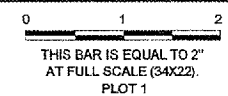


# PHASE 2 NOTES

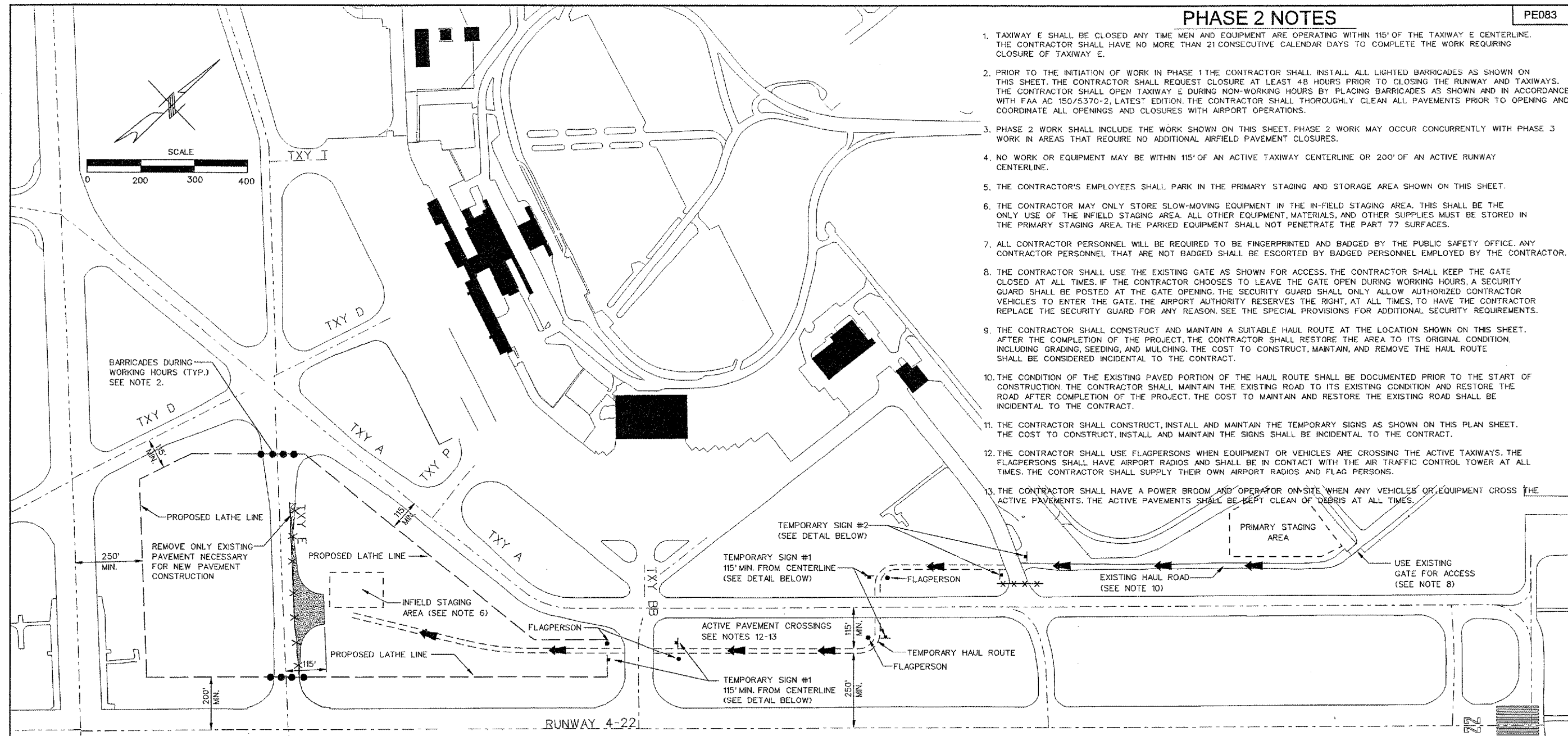

PE083

## REVISIONS

NUMBER	BY	DATE

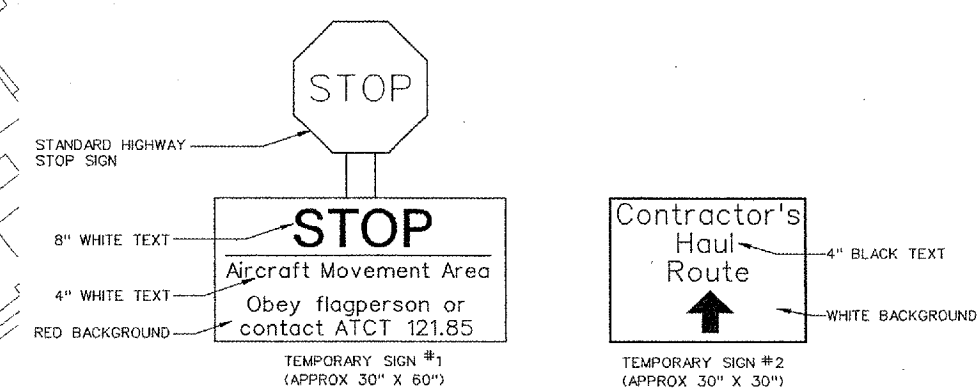


1. TAXIWAY E SHALL BE CLOSED ANY TIME MEN AND EQUIPMENT ARE OPERATING WITHIN 115' OF THE TAXIWAY E CENTERLINE. THE CONTRACTOR SHALL HAVE NO MORE THAN 21 CONSECUTIVE CALENDAR DAYS TO COMPLETE THE WORK REQUIRING CLOSURE OF TAXIWAY E.
2. PRIOR TO THE INITIATION OF WORK IN PHASE 1 THE CONTRACTOR SHALL INSTALL ALL LIGHTED BARRICADES AS SHOWN ON THIS SHEET. THE CONTRACTOR SHALL REQUEST CLOSURE AT LEAST 48 HOURS PRIOR TO CLOSING THE RUNWAY AND TAXIWAYS. THE CONTRACTOR SHALL OPEN TAXIWAY E DURING NON-WORKING HOURS BY PLACING BARRICADES AS SHOWN AND IN ACCORDANCE WITH FAA AC 150/5370-2, LATEST EDITION. THE CONTRACTOR SHALL THOROUGHLY CLEAN ALL PAVEMENTS PRIOR TO OPENING AND COORDINATE ALL OPENINGS AND CLOSURES WITH AIRPORT OPERATIONS.
3. PHASE 2 WORK SHALL INCLUDE THE WORK SHOWN ON THIS SHEET. PHASE 2 WORK MAY OCCUR CONCURRENTLY WITH PHASE 3 WORK IN AREAS THAT REQUIRE NO ADDITIONAL AIRFIELD PAVEMENT CLOSURES.
4. NO WORK OR EQUIPMENT MAY BE WITHIN 115' OF AN ACTIVE TAXIWAY CENTERLINE OR 200' OF AN ACTIVE RUNWAY CENTERLINE.
5. THE CONTRACTOR'S EMPLOYEES SHALL PARK IN THE PRIMARY STAGING AND STORAGE AREA SHOWN ON THIS SHEET.
6. THE CONTRACTOR MAY ONLY STORE SLOW-MOVING EQUIPMENT IN THE IN-FIELD STAGING AREA. THIS SHALL BE THE ONLY USE OF THE INFIELD STAGING AREA. ALL OTHER EQUIPMENT, MATERIALS, AND OTHER SUPPLIES MUST BE STORED IN THE PRIMARY STAGING AREA. THE PARKED EQUIPMENT SHALL NOT PENETRATE THE PART 77 SURFACES.
7. ALL CONTRACTOR PERSONNEL WILL BE REQUIRED TO BE FINGERPRINTED AND BADGED BY THE PUBLIC SAFETY OFFICE. ANY CONTRACTOR PERSONNEL THAT ARE NOT BADGED SHALL BE ESCORTED BY BADGED PERSONNEL EMPLOYED BY THE CONTRACTOR.
8. THE CONTRACTOR SHALL USE THE EXISTING GATE AS SHOWN FOR ACCESS. THE CONTRACTOR SHALL KEEP THE GATE CLOSED AT ALL TIMES. IF THE CONTRACTOR CHOOSES TO LEAVE THE GATE OPEN DURING WORKING HOURS, A SECURITY GUARD SHALL BE POSTED AT THE GATE OPENING. THE SECURITY GUARD SHALL ONLY ALLOW AUTHORIZED CONTRACTOR VEHICLES TO ENTER THE GATE. THE AIRPORT AUTHORITY RESERVES THE RIGHT, AT ALL TIMES, TO HAVE THE CONTRACTOR REPLACE THE SECURITY GUARD FOR ANY REASON. SEE THE SPECIAL PROVISIONS FOR ADDITIONAL SECURITY REQUIREMENTS.
9. THE CONTRACTOR SHALL CONSTRUCT AND MAINTAIN A SUITABLE HAUL ROUTE AT THE LOCATION SHOWN ON THIS SHEET. AFTER THE COMPLETION OF THE PROJECT, THE CONTRACTOR SHALL RESTORE THE AREA TO ITS ORIGINAL CONDITION, INCLUDING GRADING, SEEDING, AND MULCHING. THE COST TO CONSTRUCT, MAINTAIN, AND REMOVE THE HAUL ROUTE SHALL BE CONSIDERED INCIDENTAL TO THE CONTRACT.
10. THE CONDITION OF THE EXISTING PAVED PORTION OF THE HAUL ROUTE SHALL BE DOCUMENTED PRIOR TO THE START OF CONSTRUCTION. THE CONTRACTOR SHALL MAINTAIN THE EXISTING ROAD TO ITS EXISTING CONDITION AND RESTORE THE ROAD AFTER COMPLETION OF THE PROJECT. THE COST TO MAINTAIN AND RESTORE THE EXISTING ROAD SHALL BE INCIDENTAL TO THE CONTRACT.
11. THE CONTRACTOR SHALL CONSTRUCT, INSTALL AND MAINTAIN THE TEMPORARY SIGNS AS SHOWN ON THIS PLAN SHEET. THE COST TO CONSTRUCT, INSTALL AND MAINTAIN THE SIGNS SHALL BE INCIDENTAL TO THE CONTRACT.
12. THE CONTRACTOR SHALL USE FLAGPERSONS WHEN EQUIPMENT OR VEHICLES ARE CROSSING THE ACTIVE TAXIWAYS. THE FLAGPERSONS SHALL HAVE AIRPORT RADIOS AND SHALL BE IN CONTACT WITH THE AIR TRAFFIC CONTROL TOWER AT ALL TIMES. THE CONTRACTOR SHALL SUPPLY THEIR OWN AIRPORT RADIOS AND FLAG PERSONS.
13. THE CONTRACTOR SHALL HAVE A POWER BROOM AND OPERATOR ON-SITE WHEN ANY VEHICLES OR EQUIPMENT CROSS THE ACTIVE PAVEMENTS. THE ACTIVE PAVEMENTS SHALL BE KEPT CLEAN OF DEBRIS AT ALL TIMES.



### LEGEND

	PROPOSED PHASE 1 WORK AREA
	FLASHING BARRICADE LINE (PERMANENT) (SPACED AT 15' CENTER TO CENTER)
	FLASHING BARRICADE LINE (WORKING HOURS ONLY) (SPACED AT 15' CENTER TO CENTER)
	TEMPORARY HAUL ROUTE
	FLAGPERSON
	TEMPORARY SIGN
	LATHE LINE
	CONTRACTOR'S STAGING AREA
	CONTRACTOR'S ACCESS ROUTE



**RELOCATE TAXIWAY A FROM MID-FIELD INTERSECTION**

---

---

**IL PROJECT: PIA-3343**  
**AIP PROJ: 3-17-0080-XX**

FILE: k:\peoria\0406103\drawsheets\006\_cap\_2.dgn

DESIGN BY: TCS  
DRAWN BY: CAG  
CHECKED BY: TCS  
APPROVED BY: CET  
DATE: JUNE 24, 2005  
JOB No: 04061-03

**CONSTRUCTION ACTIVITY PLAN PHASE 2**

SHEET 6 OF 43 SHEETS

06/23/2005 k:\peoria\0406103\drawsheets\006\_cap\_2.dgn