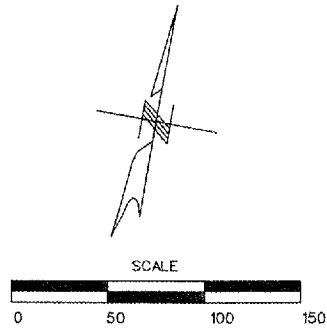
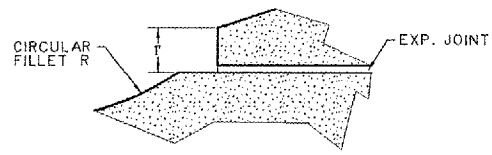


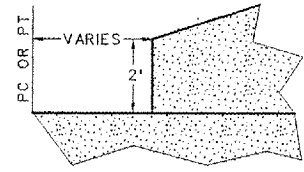
KEY MAP



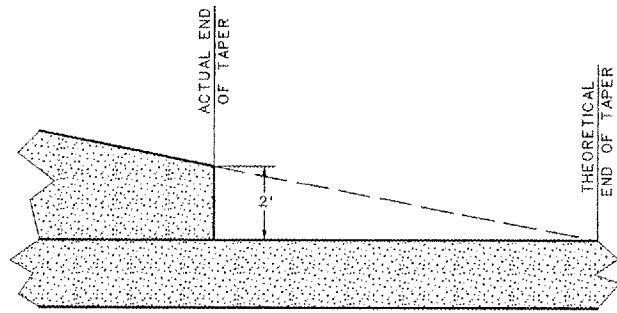
SCALE



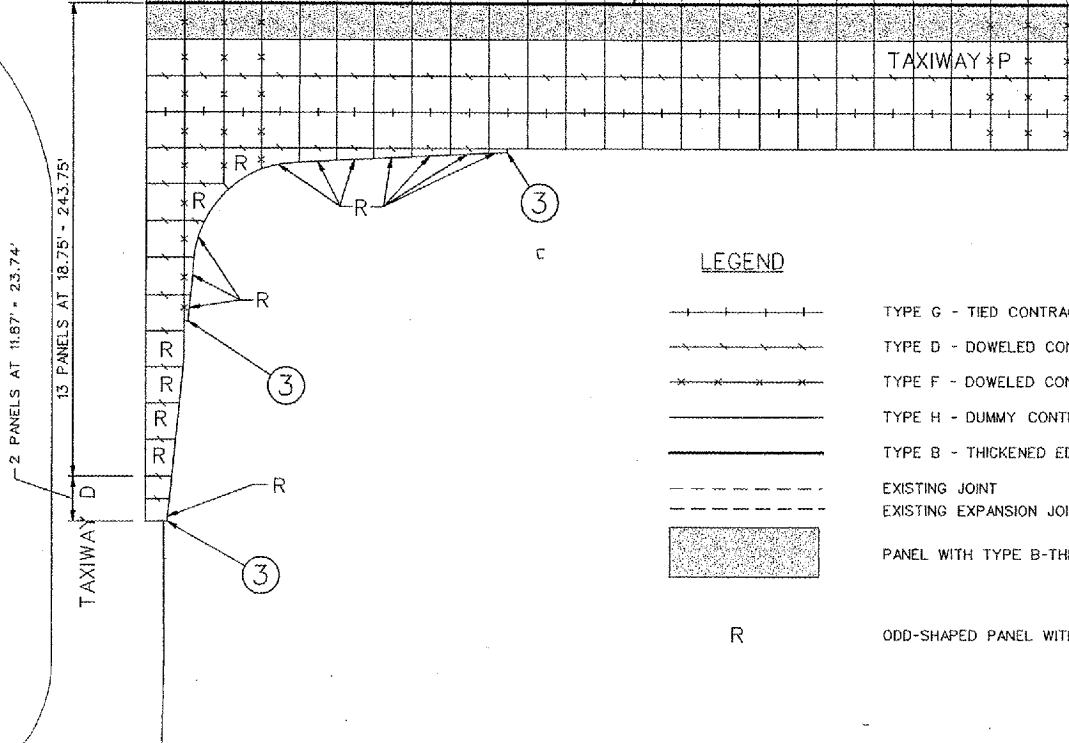
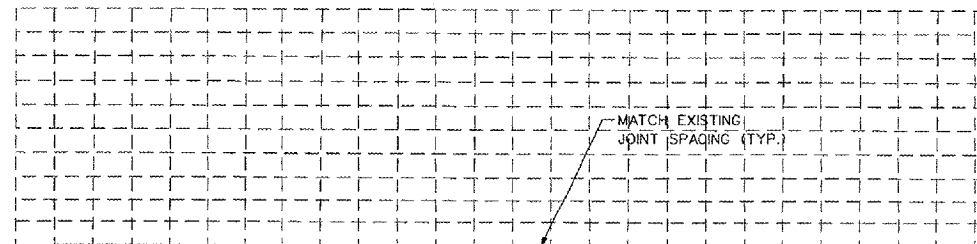
① STUB DETAIL
N.T.S.



② STUB DETAIL
N.T.S.



③ STUB DETAIL
TYPICAL AT END OF TAPER
N.T.S.



LEGEND

- TYPE G - TIED CONTRACTION
- TYPE D - DOWELED CONSTRUCTION
- TYPE F - DOWELED CONTRACTION
- TYPE H - DUMMY CONTRACTION
- TYPE B - THICKENED EDGE
- EXISTING JOINT
- EXISTING EXPANSION JOINT
- PANEL WITH TYPE B-THICKENED EDGE
- R ODD-SHAPED PANEL WITH MESH REINFORCEMENT

PE083

REVISIONS

NUMBER	BY	DATE

0 1 2
THIS BAR IS EQUAL TO 2'
AT FULL SCALE (34X22).
PLOT 1



RELOCATE TAXIWAY A FROM
MID-FIELD INTERSECTION



IL PROJECT: PIA-3343
AIP PROJ: 3-17-0080-XX

FILE: k:\peoria\0406103\drawsheets\015_joint_plan.d

DESIGN BY: TCS

DRAWN BY: CAG

CHECKED BY: TCS

APPROVED BY: CET

DATE: JUNE 24, 2005

JOB No: 04061-03

JOINTING PLAN

SHEET 15 OF 43 SHEETS