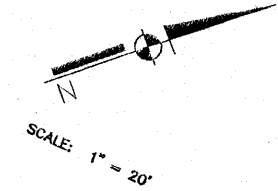
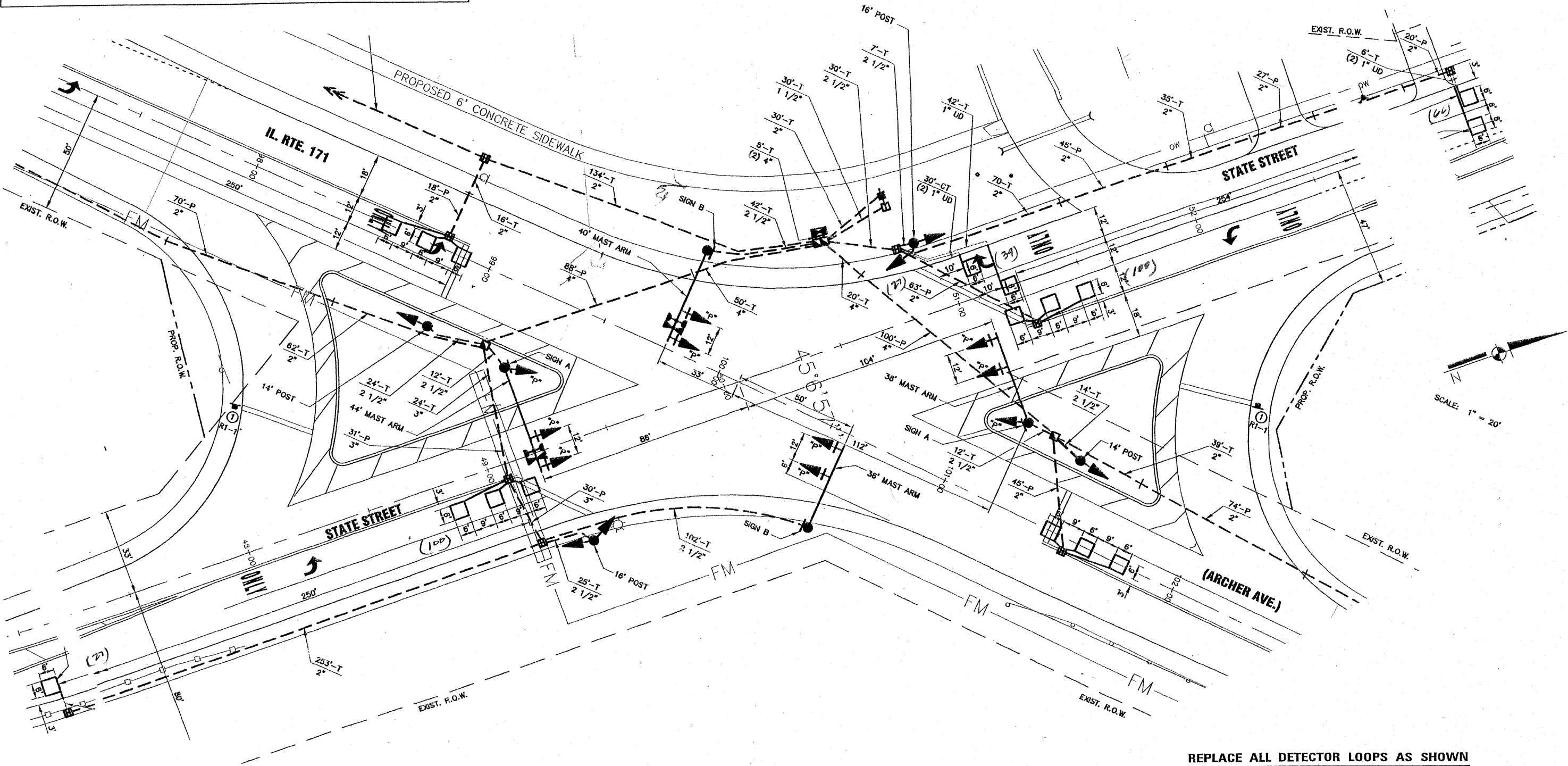
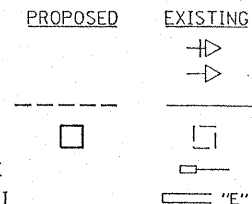


WORK SHALL MEET THE REQUIREMENTS OF THE SPECIAL PROVISION, "TRAFFIC SIGNAL SPECIFICATIONS FOR DETECTOR LOOP REPLACEMENT AND/OR INSTALLATION ON ROADWAY GRINDING, RESURFACING AND PATCHING OPERATIONS". SPECIAL ATTENTION MUST BE MADE TO THE SECTIONS "INSPECTION OF CONSTRUCTION" AND "DETECTOR LOOP REPLACEMENT" FOR INSTALLATION AND INSPECTION REQUIREMENTS. LOOP REPLACEMENT WORK THAT DOES NOT MEET THE CONTRACT REQUIREMENTS SHALL NOT BE PAID. WORK NECESSARY TO COMPLETE THE LOOP REPLACEMENT WORK MAY BE ASSIGNED BY THE ENGINEER TO IDOT'S ELECTRICAL MAINTENANCE CONTRACTOR (EMC); ALL RELATED COSTS WILL BE THE RESPONSIBILITY OF THE CONTRACTOR.

TRAFFIC SIGNAL LEGEND

SIGNAL HEAD WITH BACKPLATE
 SIGNAL HEAD
 GALVANIZED STEEL CONDUIT IN TRENCH OR PUSHED
 DETECTOR LOOP
 VEHICLE DETECTOR, NON COMPENSATED MAGNETIC TYPE
 RACEWAY FOR MAGNETIC DETECTOR, TYPE I OR TYPE II



**THIS PLAN IS FOR THE SOLE PURPOSE OF
 DETECTOR LOOP REPLACEMENTS ONLY**

**REPLACE ALL DETECTOR LOOPS AS SHOWN
 (WITHIN THE RESURFACING LIMITS)**

CODE	QUANTITY	UNIT	ITEM
88600600	27	FOOT	DETECTOR LOOP, REPLACEMENT

FILE NAME =	USER NAME = nguyensm	DESIGNED -	REVISED -
ct:\pv\work\pvidot\nguyensm\00112618\110810\er.dgn		DRAWN -	REVISED -
	PLOT SCALE = 100.0000' / IN.	CHECKED -	REVISED -
	PLOT DATE = 11/19/2010	DATE -	REVISED -

**STATE OF ILLINOIS
 DEPARTMENT OF TRANSPORTATION**

**DISTRICT ONE - DETECTOR LOOP REPLACEMENT
 STATE STREET @ ILL. ROUTE 171**

F.A.U. RTE.	SECTION	COUNTY	TOTAL SHEETS	SHEET NO.
2612	2010-108-RS	COOK	18	7
SCALE:		SHEET NO. OF SHEETS		STA. TO STA.
				FED. ROAD DIST. NO. ILLINOIS FED. AID PROJECT