Bench Mark: Square cut in south edge of center of north concrete headwall, Elevation 635.85.

Existing Structure: Structure Number 016-1060 was built in 1954 as a double 12'x10' R.C. Box Culvert, 62'-0" out to out of headwalls, with culvert length of 108'-0". The existing structure is to be removed and replaced with a Four-Cell Box Culvert.

Traffic to be detoured during construction.

Precast alternate is not allowed.

No Salvage.

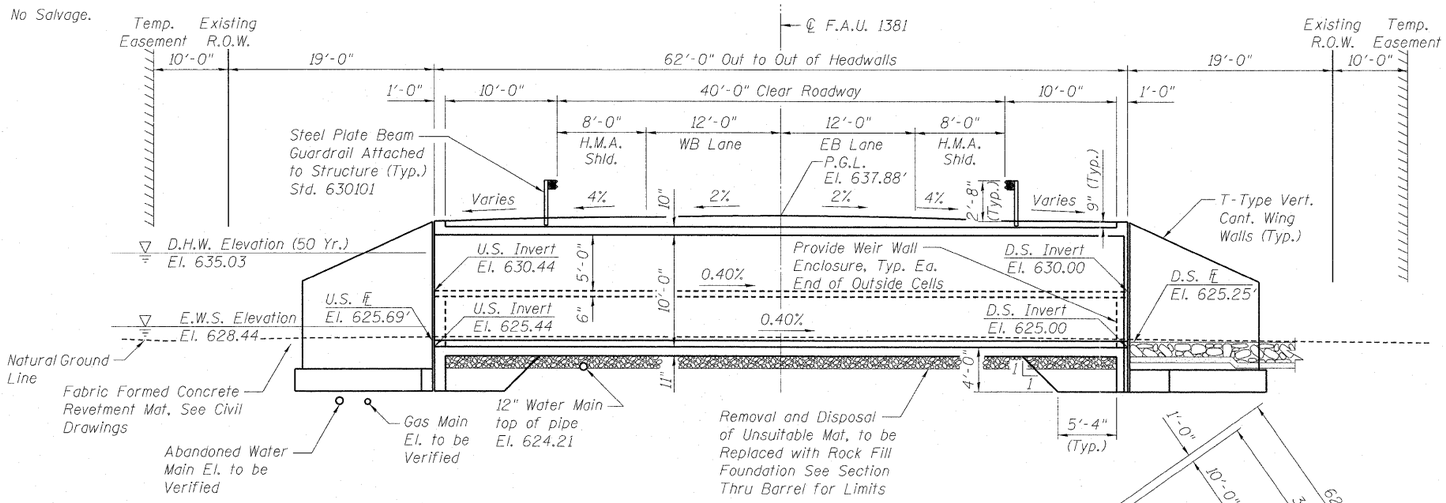

LONGITUDINAL SECTION

Looking East

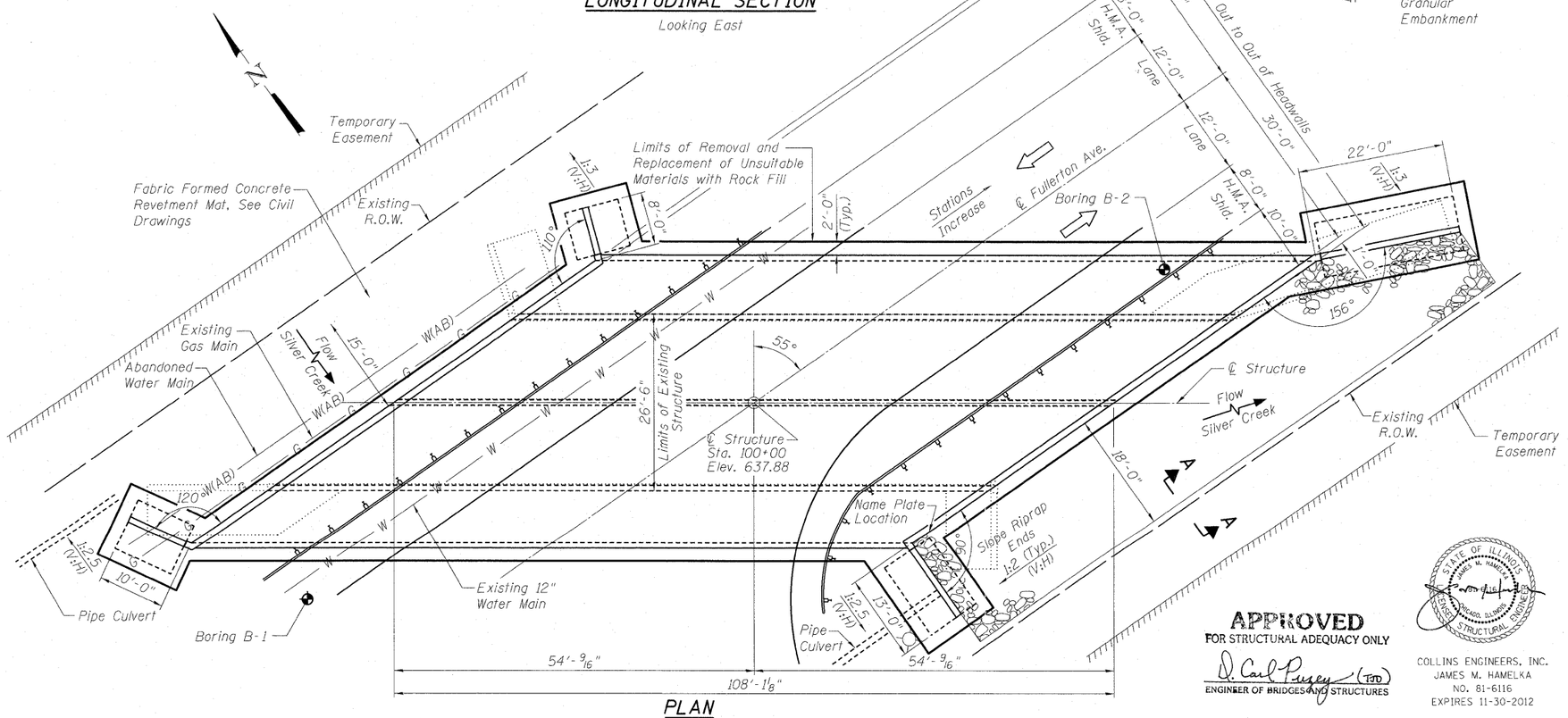

PLAN

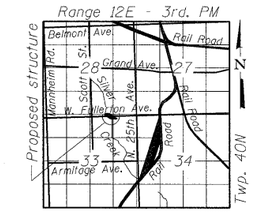

LOCATION SKETCH

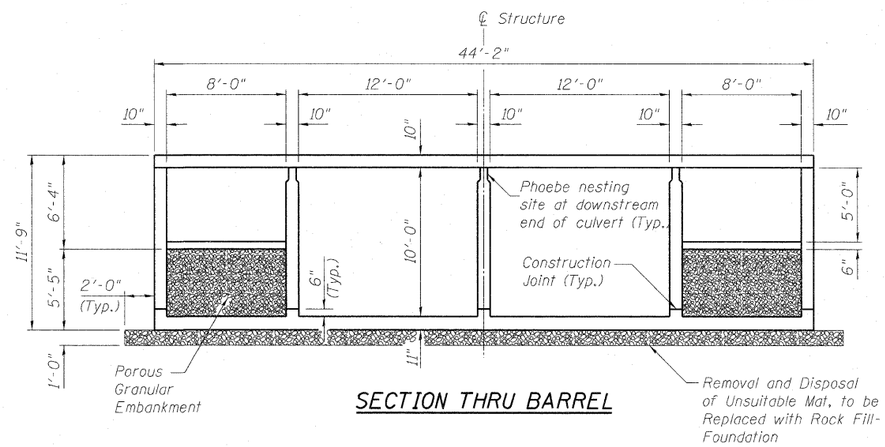

SECTION THRU BARREL

DESIGN SPECIFICATIONS

2002 AASHTO Standard Specifications for Highway Bridges (17th Edition)

LOADING HS20-44

Allow 50#/sq. ft. for future wearing surface.

DESIGN STRESSES

FIELD UNITS

f'c = 3,500 psi

fy = 60,000 psi (reinforcement)

Note:

The Rock Fill-Foundation shall be capped with 6" of CA7 and satisfy the Standard Specifications unless otherwise stated in the Special Provisions. The cost of the capping material shall be included in the pay item for "Rock Fill-Foundation." Place Rock Fill-Foundation underneath the box culverts to the limits shown on the plans or as directed by the Engineer. The cost for this work shall be included in the cost for the "Rock Fill-Foundation" pay item. See Section 540 of the Standard Specifications. Removal and Disposal of Unsuitable Material shall be measured for payment in its original position and the volume computed in cubic yards. Horizontal dimensions will not extend beyond vertical planes 2 feet outside the edges of the culvert.

APPROVED
FOR STRUCTURAL ADEQUACY ONLY
D. Carl Pursey (TJD)
ENGINEER OF BRIDGES AND STRUCTURES

STATE OF ILLINOIS
JAMES M. HAMELKA
NO. 81-6116
LICENSED STRUCTURAL ENGINEER
COLLINS ENGINEERS, INC.
JAMES M. HAMELKA
NO. 81-6116
EXPIRES 11-30-2012

GENERAL PLAN AND ELEVATION
FULLERTON AVENUE OVER SILVER CREEK
F.A.U. RT. 1381 - SEC. 0101.1-T
COOK COUNTY
STATION 100+00
STRUCTURE NO. 016-2856

FILE NAME =	USER NAME =	DESIGNED - JMS	REVISED -
		CHECKED - LDB	REVISED -
	PLOT SCALE =	DRAWN - DR	REVISED -
	PLOT DATE =	CHECKED - JMH	REVISED -

STATE OF ILLINOIS
DEPARTMENT OF TRANSPORTATION

GENERAL PLAN AND ELEVATION
STRUCTURE NO. 016-2856
SHEET NO. S1 OF S6 SHEETS

F.A.U. RTE.	SECTION	COUNTY	TOTAL SHEETS	SHEET NO.
1381	0101.1-T	COOK	47	25
		CONTRACT NO. 60M82		
		ILLINOIS FED. AID PROJECT		