F.A.U. RTE.	SECTION	COUNTY	TOTAL SHEETS	SHEET NO.
0085	00-00246-02-FP	MCHENRY	292	190
STA.		TO STA.		
FED. ROAD DIST. NO. 1	ILLINOIS	FED. AID PROJECT		

CONTRACT NO: 63522

SIGN DETAIL
1:25

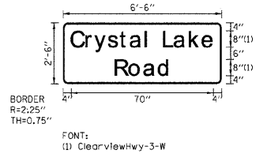

SIGN NUMBER	name
WIDTH x HGHT.	6'-6" x 2'-6"
BORDER WIDTH	0.75"
CORNER RADIUS	2.25"
MOUNTING	Overhead
BACKGROUND	TYPE: Reflective
	COLOR: Green
LEGEND/BORDER	TYPE: Reflective
	COLOR: WhiteWhite

SYMBOL	ROT	X	Y	WID	HT

Panel Style: MCDot Street Sign.ssi
Dimensions are in inches.tenths

Letter locations are panel edge to lower left corner

LETTER POSITIONS (X)

																						LENGTH	SERIESSIZE
C	r	y	s	t	a	l		L	a	k	e												ClearviewHwy-3-W
4	11.4	15.8	22.4	28.2	33.3	40.7	42.9	49.5	55	62.4	68.7											70	86.5
R	o	a	d																				ClearviewHwy-3-W
25.7	32.7	40	47.1																			26.6	86.5

SIGN DETAIL
1:25

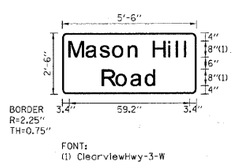

SIGN NUMBER	name
WIDTH x HGHT.	5'-6" x 2'-6"
BORDER WIDTH	0.75"
CORNER RADIUS	2.25"
MOUNTING	Overhead
BACKGROUND	TYPE: Reflective
	COLOR: Green
LEGEND/BORDER	TYPE: Reflective
	COLOR: WhiteWhite

SYMBOL	ROT	X	Y	WID	HT

Panel Style: MCDot Street Sign.ssi
Dimensions are in inches.tenths

Letter locations are panel edge to lower left corner

LETTER POSITIONS (X)

																						LENGTH	SERIESSIZE
M	a	s	o	n		H	i	l	l														ClearviewHwy-3-W
3.4	12	18.8	25	32.6	37.6	44.8	52.4	56.3	60.4													59.2	86.5
R	o	a	d																				ClearviewHwy-3-W
19.7	26.7	34	41.1																			26.6	86.5

GENERAL-NOTES

1. WHERE MAST ARM MOUNTED STREET NAME SIGNS ARE SPECIFIED. THE MAST ARM ASSEMBLY AND POLES SHALL BE DESIGNED TO SUPPORT THE LOADINGS CALLED FOR ON STANDARDS 877001, 877002, 877006, 877011 AND 877012 AS APPLICABLE, PLUS TWO (2) SIGN PANELS 2'-6" x 6'-0" MOUNTED AS SHOWN. THE DESIGN SHALL BE IN ACCORDANCE WITH THE REQUIREMENTS OF THE CURRENT "STANDARD SPECIFICATIONS FOR STRUCTURAL SUPPORTS FOR HIGHWAY SIGNS, LUMINAIRES, AND TRAFFIC SIGNALS" AS PUBLISHED BY THE AMERICAN ASSOCIATION OF STATE HIGHWAY AND TRANSPORTATION OFFICIALS FOR 80 M.P.H. WIND VELOCITY.

2. ALL SIGNS SHALL HAVE A WHITE REFLECTORIZED LEGEND AND BORDER ON A GREEN REFLECTORIZED BACKGROUND. ALL SIGNS TO BE CONSTRUCTED WITH 3M DIAMOND GRAGE DG3 SHEETING.

3. THE SIGN LENGTH SHOULD BE INCREASED IN 6-INCH INCREMENTS, BUT THE OVERALL LENGTH SHOULD NOT EXCEED 6'-0".

4. ALL BORDERS SHALL BE 3/4" WIDE AND CORNER RADIUS SHALL BE 2-1/4".

5. SIGNFIX ALUMINUM CHANNEL FRAMING SYSTEM SHALL BE USED FOR ALL SIGNS ATTACHED TO SIGNAL POLES AND POSTS. LOCAL SUPPLIERS OF THE SIGNFIX ALUMINUM CHANNEL FRAMING SYSTEM ARE:
   - A.K.T. CORPORATION SCHAUMBURG, IL
   - TUCKER COMPANY, INC. WAUWATOSA, WI.
   - AMERICAN FABRICATION CO. CHICAGO HEIGHTS. IL.
   - WESTERN TRAFFIC CONTROL INC. CICERO, IL.

PARTS LISTING

SIGN CHANNEL	PART "HPN053 (MED. CHANNEL)
SIGN SCREWS	1/4" x 14 x 1" H.W.H. #3 SELF TAPPING WITH NEOPRENE WASHER
BRACKETS	PART #HPN034 (UNIVERSAL) CHANNEL CLAMPS WITH STAINLESS STEEL STRAPPING

OTHER BRANDS OF MOUNTING HARDWARE ARE ACCEPTABLE, BASED UPON THE DEPARTMENT'S APPROVAL AND COMPATIBILITY WITH THE CHANNEL/BRACKET OF THE ABOVE PRODUCT.

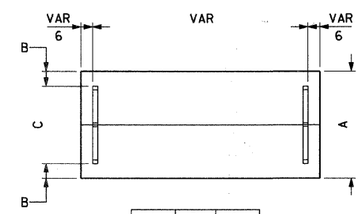

A	B	C
18"	2"	14"

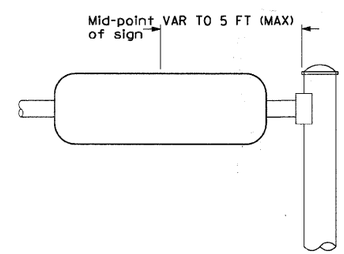

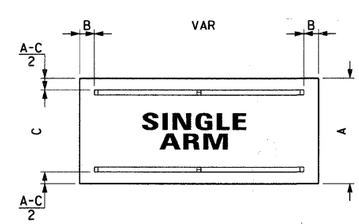

A	B	C
18"	2"	12"
30"	2"	22"

REVISIONS	
NAME	DATE

MCHENRY COUNTY DIVISION OF TRANSPORTATION
WALKUP ROAD F.A.U. 0085

MAST ARM MOUNTED STREET NAME SIGNS SHEET 2 OF 2

SCALE: N.T.S. DRAWN BY: BRH
DATE: 04/15/11 CHECKED BY: RRM

TENG

TENG & ASSOCIATES, INC.
ENGINEERS/ARCHITECTS/PLANNERS
816 N MICHIGAN AVE. CHICAGO, IL 60611
TELEPHONE: 312/616-0000

..\B999A00LDGN..\S002A00LDGN..\S002A00LDGN STANKIRJ
4:4:20L,15;5;4L \\FS-004\AMY\AUL\D-TRANS_07\2202\300-03\CIVIL\CAD\02_CONTRACT\A_TENG\SHEET\T002A006.SHT
1 2 3 4 5 6 7 8 9 10 11 12 13 14 15 16 17 18 19 20 21 22 23 24 25 26 27 28 29 30 31 32 33 34 35 36 37 38 39 40 41 42 43 44 45 46 47 48 49 50 51 52 53 54 55 56 57 58 59 60 61 62 63