F.A.I. RTE.	SECTION	COUNTY	TOTAL SHEETS	SHEET NO.
0085	00-00246-02-FP	MCHENRY	292	195
STA.		TO STA.		
FED. ROAD DIST. NO. 1	ILLINOIS	FED. AID PROJECT		

CONTRACT NO: 63522

BENCHMARK

TBM "K" Elev. 928.06
Top of Southeast flange bolt of fire hydrant located at the Church Of Jesus Christ of Later Day Saints near Sta. 72+30.

EXISTING STRUCTURE

None.

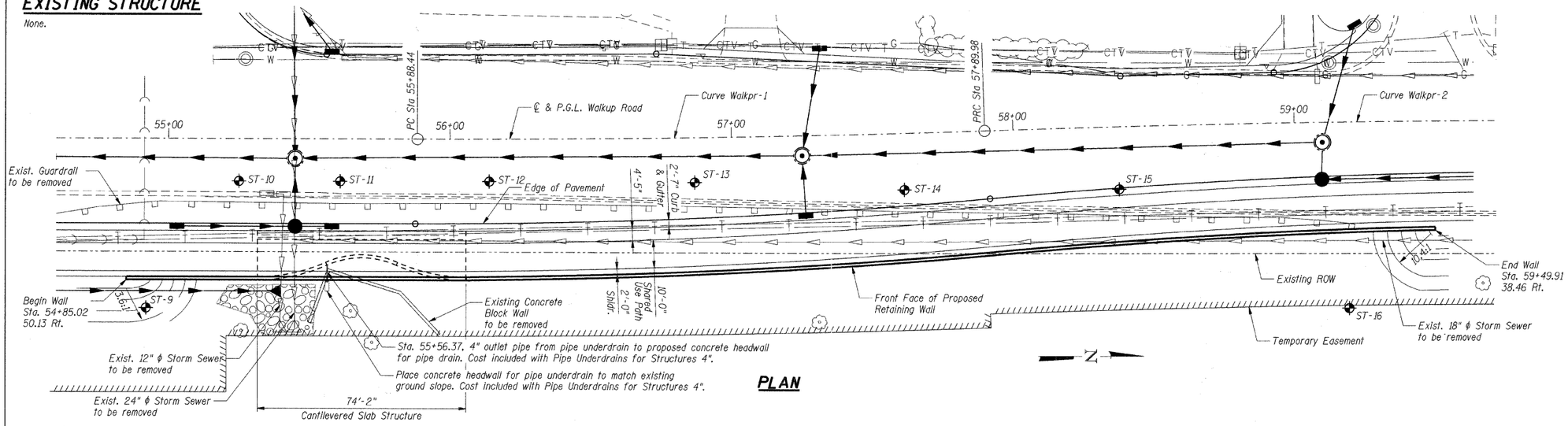

PLAN

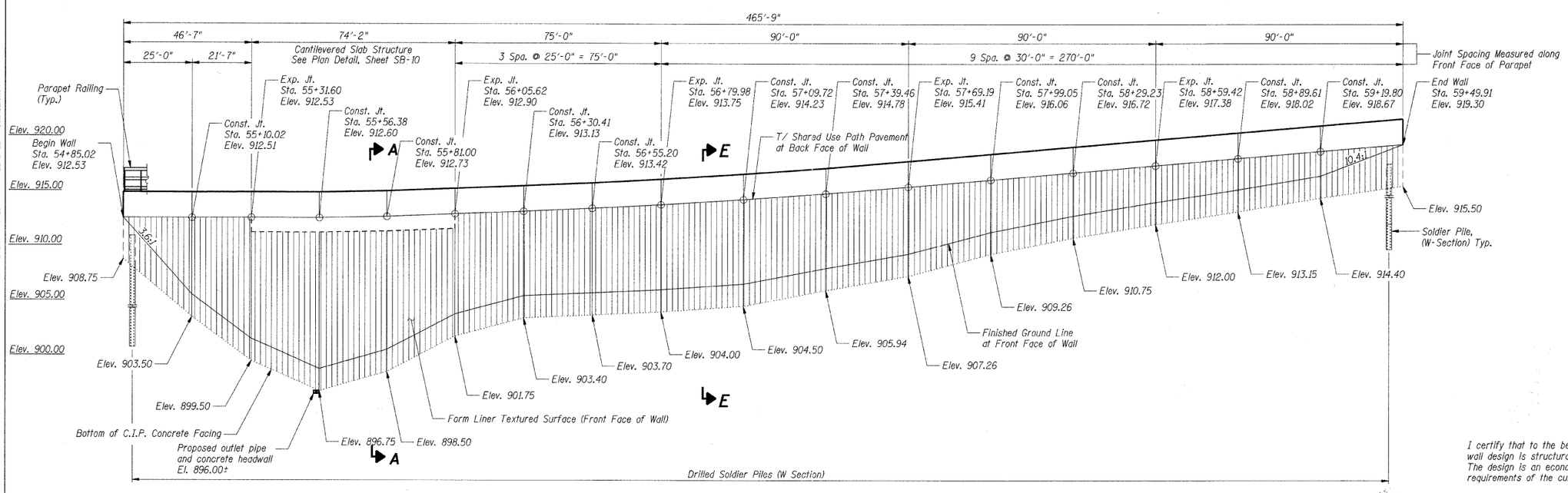

ELEVATION

(Looking West @ Front Face of Wall)

LEGEND

- Exist. Water Main
- Exist. Telephone
- Exist. Cable TV
- Exist. Drainage
- Exist. Tree to Remain
- ST-15 Soil Boring
- Exist. Sewer
- Prop. Drainage
- Prop. Catchbasin
- Prop. Manhole
- Prop. Inlet
- Prop. RipRap
- Exist. Guardrail

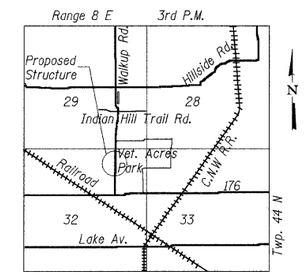

LOCATION SKETCH

DESIGN STRESSES

fc' = 3,500 psi
fy = 60,000 psi (reinforcement)
fy = 50,000 psi (AASHTO M270 Gr. 50)
fb = 1,000 psi (Timber Lagging)

DESIGN SPECIFICATIONS

AASHTO Standard Specifications for Highway Bridges, 17th Edition, 2002.

Notes:

1. Offsets are measured from ℄ of Walkup Road to the front face of the wall.
2. The wall is to be built along straight lines between construction joints, except at Cantilevered Slab Structure and unless noted otherwise.
3. Horizontal dimensions are measured along front face of wall.
4. Work this sheet with sheets SB-2 thru SB-14.

STATE OF ILLINOIS — BYRON T. GANLEY 081-006732 LICENSED STRUCTURAL ENGINEER
5/2/11
EXPIRES 11/30/12

I certify that to the best of knowledge, information and belief, this retaining wall design is structurally adequate for the design loading shown on the plans. The design is an economical one for the style of structure and complies with requirements of the current AASHTO Standard Specifications for Highway Bridges.

SHT. SB-1

REVISIONS	
NAME	DATE

MCHENRY COUNTY DIVISION OF TRANSPORTATION
WALKUP ROAD F.A.U. 0085
SECTION 00-00246-02-FP
STATION 54+85.02 TO 59+49.91
VETERAN ACRES PARK RETAINING WALL

GENERAL PLAN AND ELEVATION

SCALE: 1" = 20'
DATE: 04/15/11
DRAWN BY: CPB
CHECKED BY: TCG

TENG
TENG & ASSOCIATES, INC.
ENGINEERS/ARCHITECTS/PLANNERS
205 N. MICHIGAN AVE. CHICAGO, IL 60601
TELEPHONE: 312/616-0300

..\P.07\A002.DGN, ..\DU02\A002.DGN, ..\XR02\A000.DGN, ..\B99\A002.DGN
4-21-2011 12:53:53 \\FS-0044\AMY\VAULT\D-TRANS.07\2202\300-03\STRUCT\CAD\02 CONTRACT\VA VETERAN ACRES PARK WALL\SHEETS\02\A002.DGN