

SUMMARY OF QUANTITIES

SUMMARY OF QUANTITIES

100% State 0014 0005 0014 0005 0014 0005

Pay Code	Item	Unit	Total Quantity	Rock Island County				Henry County	
				081-0014 & 081-0015	14 & 15 Approaches	081-0016 & 081-0017	16 & 17 Approaches	037-0025 & 037-0026	25 & 26 Approaches
40600825	POLYMERIZED LEVELING BINDER (MACHINE METHOD), N50	TON	424	56	80	52	80	76	80
40600982	HOT-MIX ASPHALT SURFACE REMOVAL - BUTT JOINT	SQ YD	2400		800		800		800
40603545	POLYMERIZED HOT-MIX ASPHALT SURFACE COURSE, MIX "D", N90	TON	846	112	160	102	160	152	160
50157300	PROTECTIVE SHIELD	SQ YD	1000	520		480			
67100100	MOBILIZATION	L SUM	1	0.3		0.4		0.3	
70100207	TRAFFIC CONTROL AND PROTECTION, STANDARD 701402	EACH	3	1		1		1	
70100420	TRAFFIC CONTROL AND PROTECTION, STANDARD 701411	EACH	1					1	
70100800	TRAFFIC CONTROL AND PROTECTION, STANDARD 701401	L SUM	1	0.3		0.4		0.3	
70300220	TEMPORARY PAVEMENT MARKING - LINE 4"	FOOT	24110	7320		8320		8470	
70301000	WORK ZONE PAVEMENT MARKING REMOVAL	SQ FT	8040	2440		2775		2825	
70400100	TEMPORARY CONCRETE BARRIER	FOOT	3500	1175		1100		1225	
70400200	RELOCATE TEMPORARY CONCRETE BARRIER	FOOT	3500	1175		1100		1225	
* 78001110	PAINT PAVEMENT MARKING - LINE 4"	FOOT	3882	1292		1100		1490	
78300100	PAVEMENT MARKING REMOVAL	SQ FT	750	250		250		250	
Z0030250	IMPACT ATTENUATORS, TEMPORARY (NON- REDIRECTIVE), TEST LEVEL 3	EACH	6	2		2		2	
Z0030350	IMPACT ATTENUATORS, RELOCATE (NON- REDIRECTIVE), TEST LEVEL 3	EACH	6	2		2		2	
Z0016001	DECK SLAB REPAIR (FULL DEPTH, TYPE 1)	SQ YD	857	350		257		250	
Z0016002	DECK SLAB REPAIR (FULL DEPTH, TYPE 2)	SQ YD	100	100					
Z0016200	DECK SLAB REPAIR (PARTIAL)	SQ YD	733	200		250		283	
Z0021907	SILICONE JOINT SEALER 1 3/4 "	FOOT	142	70				72	
Z0021914	SILICONE JOINT SEALER, 2 3/4 "	FOOT	70	70					
Z0021908	SILICONE JOINT SEALER, 2"	FOOT	286			214		72	
Z0041895	POLYMER CONCRETE	CU FT	28.8			20.8		8	
Z0048665	RAILROAD PROTECTIVE LIABILITY INSURANCE	L SUM	1	1					

*Specialty Items

Rev. 7-26-11

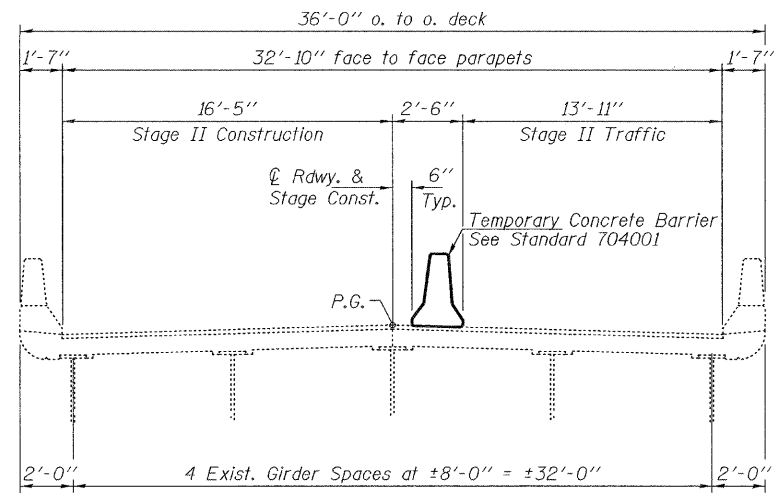
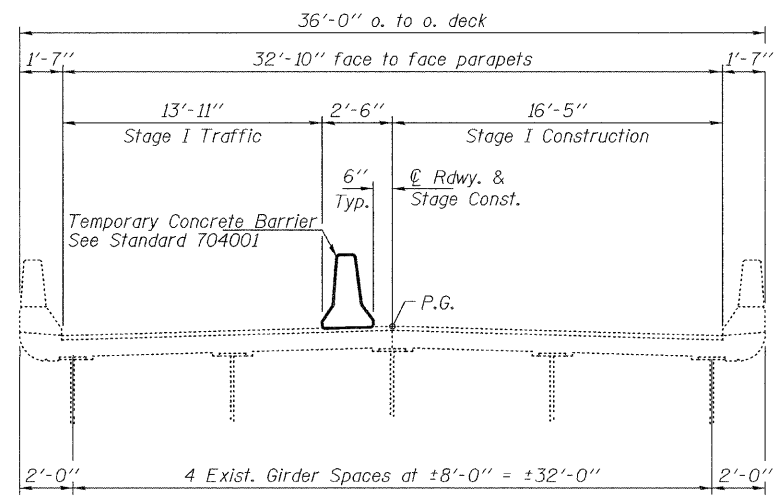
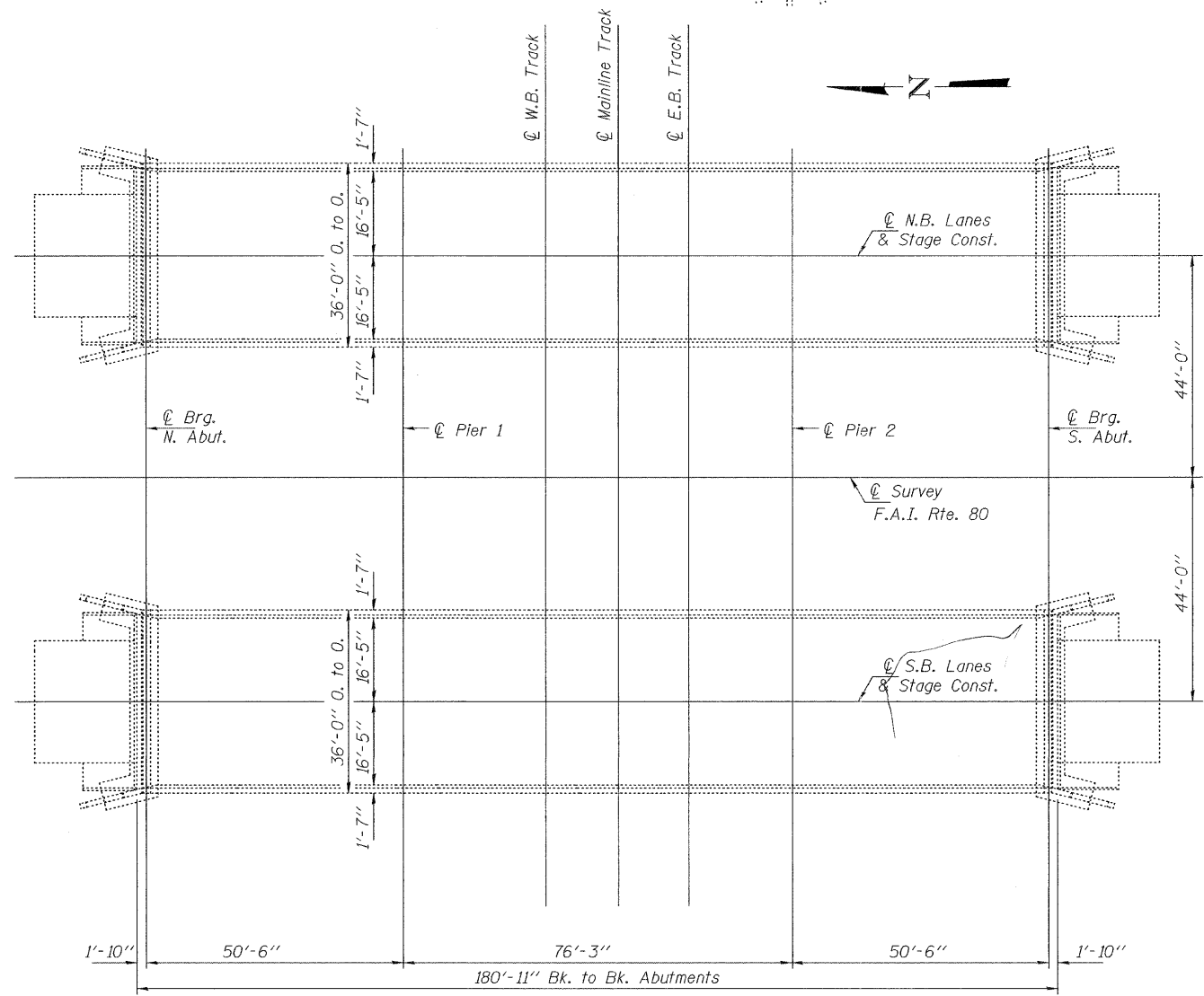
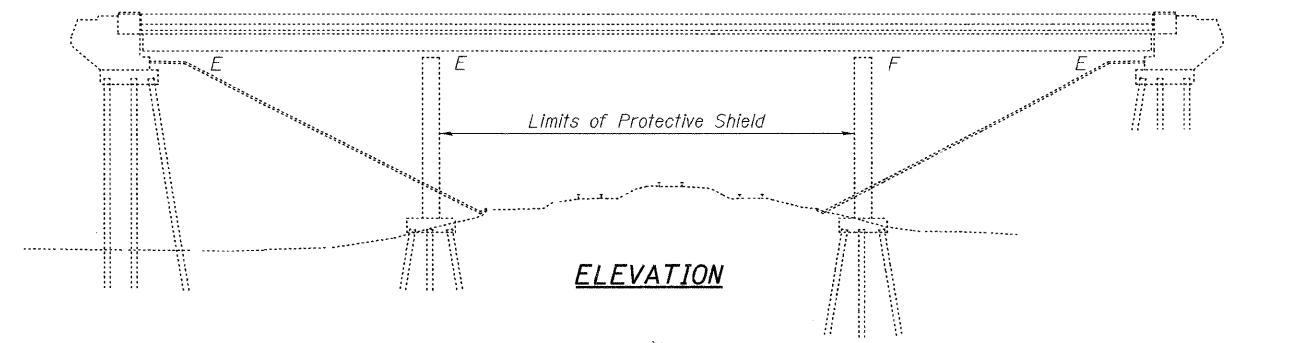
• (37-1BY-1, 81-1VB, 81-1HB-1)M-1
• HENRY & ROCK ISLAND COUNTIES

FILE NAME =	USER NAME = linkdj	DESIGNED -	REVISED -	STATE OF ILLINOIS DEPARTMENT OF TRANSPORTATION	SUMMARY OF QUANTITIES	F.A.I. RTE.	SECTION	COUNTY	TOTAL SHEETS	SHEET NO.
Q:\BR\CADD plans\Various Counties\2011-1-00 deck patching\PLANeng.dgn	DRAWN -	REVISED -	80					15	3	
PLOT SCALE = 50.0000' / 1" in.	CHECKED -	REVISED -	CONTRACT NO. 64H27							
PLOT DATE = Fri Jun 17 13:03:02 2011	DATE -	REVISED -	ILLINOIS FED. AID PROJECT							

GENERAL NOTES

Plan dimensions and details relative to existing plans are subject to nominal construction variations. The Contractor shall field verify existing dimensions and details affecting new construction and make necessary approved adjustments prior to construction or ordering of materials. Such variations shall not be cause for additional compensation for a change in scope of the work, however, the Contractor will be paid for the quantity actually furnished at the unit price bid for the work.

Existing reinforcement bars extending into the removal area shall be cleaned, straightened and incorporated into the new construction. Any reinforcement bars that are damaged during concrete removal shall be replaced with an approved bar splicer or anchorage system. Cost included with Concrete Removal.



TOTAL BILL OF MATERIAL

Item	Unit	Quantity
Deck Slab Repair (Partial)	Sq. Yd.	200
Deck Slab Repair (Full Depth, Type I)	Sq. Yd.	350
Protective Shield	Sq. Yd.	520
Polymerized Leveling Binder (Machine Method), N50	Ton	56
Polymerized Hot-Mix Asphalt Surface Course, Mix "D", N90	Ton	112
Silicone Joint Sealer, 2-3/4"	Foot	70
Silicone Joint Sealer, 1-3/4"	Foot	70
Deck Slab Repair (Full Depth, Type II)	Sq. Yd.	100



EXPIRES 11-30-2012

DESIGNED: *Victor Velin*
 CHECKED: *[Signature]*
 DRAWN: *balva*
 CHECKED: *[Signature]*

EXAMINED: *[Signature]*
 PASSED: *[Signature]*

DATE: JUNE 29, 2011

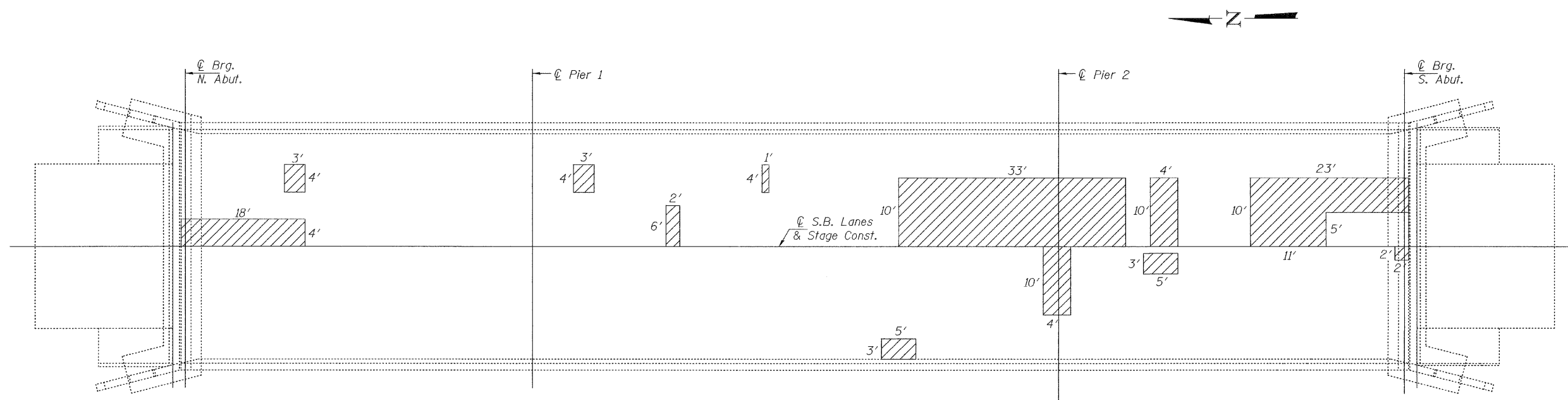
ACTING ENGINEER OF STRUCTURAL SERVICES
 ACTING ENGINEER OF BRIDGES AND STRUCTURES

STATE OF ILLINOIS
 DEPARTMENT OF TRANSPORTATION

Rev. 7-26-11
PLAN AND ELEVATION
FAI 80 OVER BNRR
SN 081-0014 (SB) & 081-0015 (NB)
 SHEET NO. 1 OF 3 SHEETS

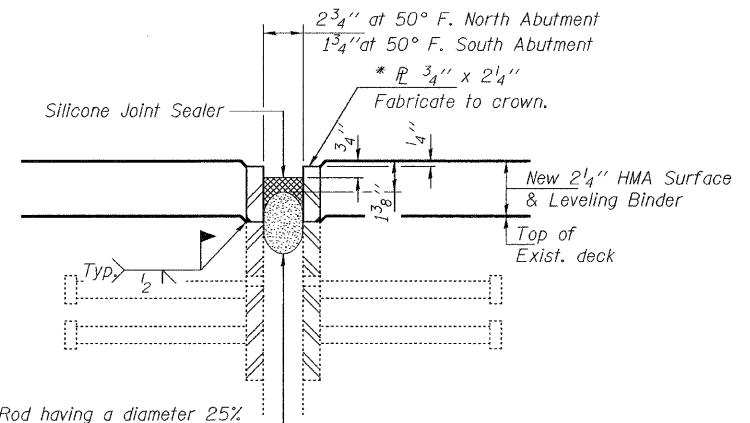
F.A.I. RTE.	SECTION	COUNTY	TOTAL SHEETS	SHEET NO.
80	(37-1BY-1, 81-1VB, 81-1HB-1M-1)	ROCK ISLAND	15	6

CONTRACT NO. 64H27
 ILLINOIS FED. AID PROJECT



PLAN

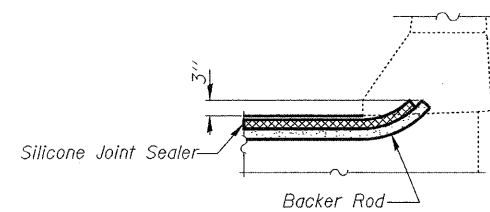
Hatched areas indicate Deck Slab Repair (Partial). Areas of deck repair are estimated. Actual locations shall be shown by the engineer for As Built Plans.



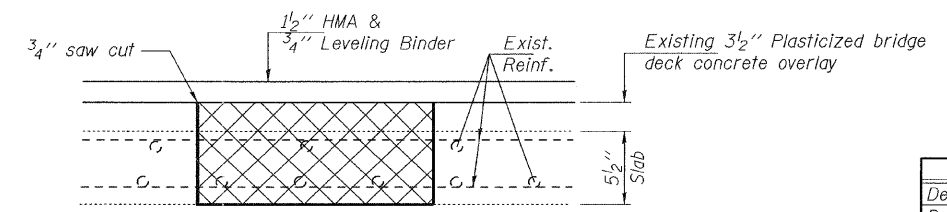
SECTION THRU JOINT

* Furnish in segments of 20 ft. maximum length. Maximum space between installed segments shall be 3/16". Seal space with Silicone Sealant suitable for Structural Steel. After fabrication, all surfaces of the steel R shall be given one shop coat of paint specified for structural steel. No field painting required. Cost included with HMA overlay.

Backer Rod having a diameter 25% greater than the joint opening at the time of installation.



TYPICAL END OF SEAL TREATMENT



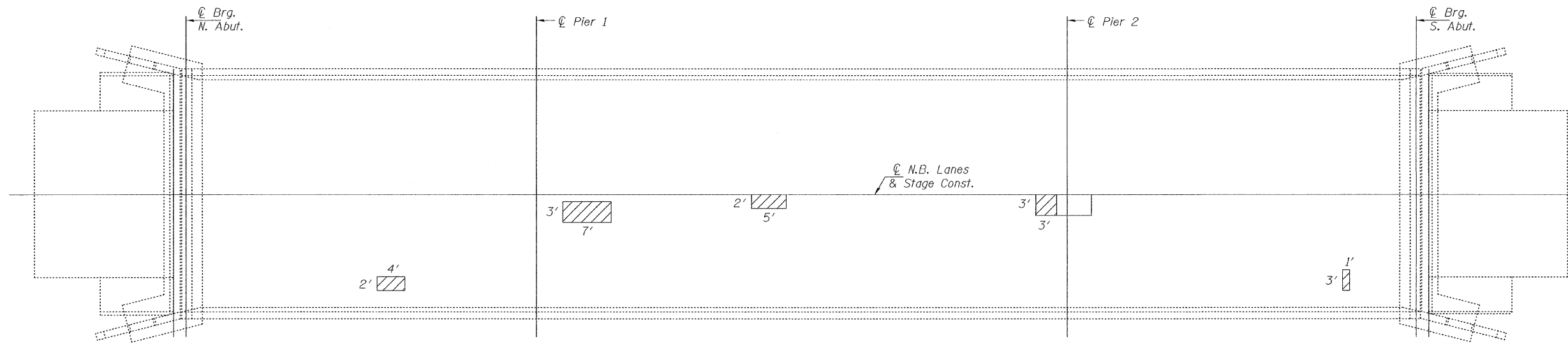
TYPICAL DECK REPAIR DETAIL

△ Cross hatched areas indicate Deck Slab Repair (Full Depth, Type I or Type II)

BILL OF MATERIAL

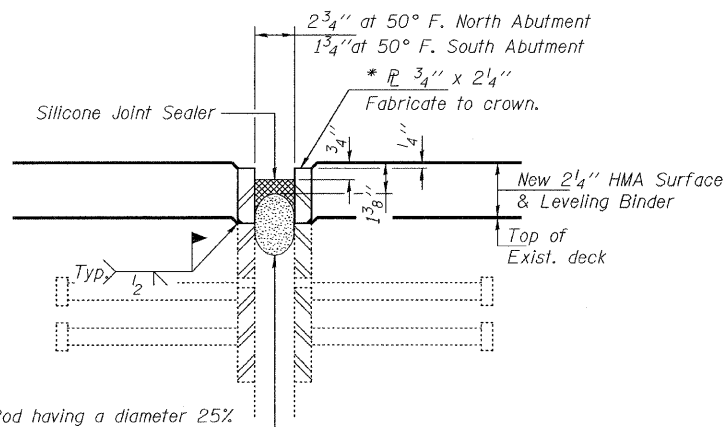
Item	Unit	Quantity
Deck Slab Repair (Partial)	Sq. Yd.	100
Deck Slab Repair (Full Depth, Type I)	Sq. Yd.	175
Protective Shield	Sq. Yd.	260
Polymerized Leveling Binder (Machine Method), N50	Ton	28
Polymerized Hot-Mix Asphalt Surface Course, Mix "D", N90	Ton	56
Silicone Joint Sealer, 2 3/4"	Foot	35
Silicone Joint Sealer, 1 3/4"	Foot	35
Deck Slab Repair (Full Depth, Type II)	Sq Yd	50

△ Rev. 7-26-11



PLAN

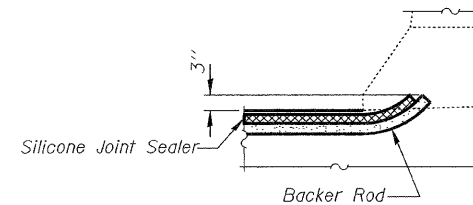
Hatched areas indicate Deck Slab Repair (Partial). Areas of deck repair are estimated. Actual locations shall be shown by the engineer for As Built Plans.



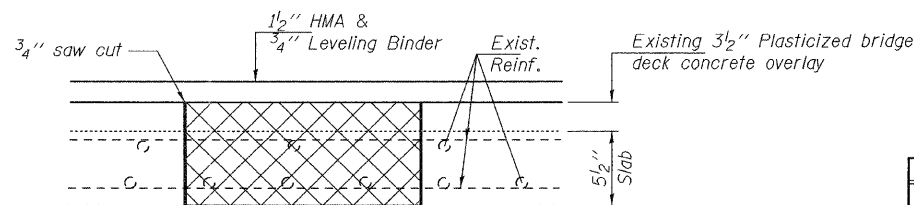
Backer Rod having a diameter 25% greater than the joint opening at the time of installation.

SECTION THRU JOINT

* Furnish in segments of 20 ft. maximum length. Maximum space between installed segments shall be 3/16 inch. Seal space with Silicone Sealant suitable for Structural Steel. After fabrication, all surfaces of the steel R shall be given one shop coat of paint specified for structural steel. No field painting required. Cost included with HMA overlay.



TYPICAL END OF SEAL TREATMENT



TYPICAL DECK REPAIR DETAIL

Cross hatched areas indicate Deck Slab Repair (Full Depth, Type I or Type II)

BILL OF MATERIAL

Item	Unit	Quantity
Deck Slab Repair (Partial)	Sq. Yd.	100
Deck Slab Repair (Full Depth, Type I)	Sq. Yd.	175
Protective Shield	Sq. Yd.	260
Polymerized Leveling Binder (Machine Method), N50	Ton	28
Polymerized Hot-Mix Asphalt Surface Course, Mix "D", N90	Ton	56
Silicone Joint Sealer, 2 3/4"	Foot	35
Silicone Joint Sealer, 1 3/4"	Foot	35
Deck Slab Repair (Full Depth, Type II)	Sq Yd	50

DESIGNED VHV	EXAMINED	DATE JUNE 29, 2011
CHECKED DAB	PASSED	
DRAWN balva		
CHECKED VHV DAB		

Joanna F. [Signature]
ACTING ENGINEER OF STRUCTURAL SERVICES

[Signature]
ACTING ENGINEER OF BRIDGES AND STRUCTURES

STATE OF ILLINOIS
DEPARTMENT OF TRANSPORTATION

REPAIR DETAILS
SN 081-0014

SHEET NO. 3 OF 3 SHEETS

Rev. 7-26-11		F.A.I. RTE.	SECTION	COUNTY	TOTAL SHEETS	SHEET NO.
80	(37-1B)-1, 81-1VB, 81-1HB-1M-1	ROCK ISLAND	15	8		
					CONTRACT NO. 64H27	
ILLINOIS FED. AID PROJECT						