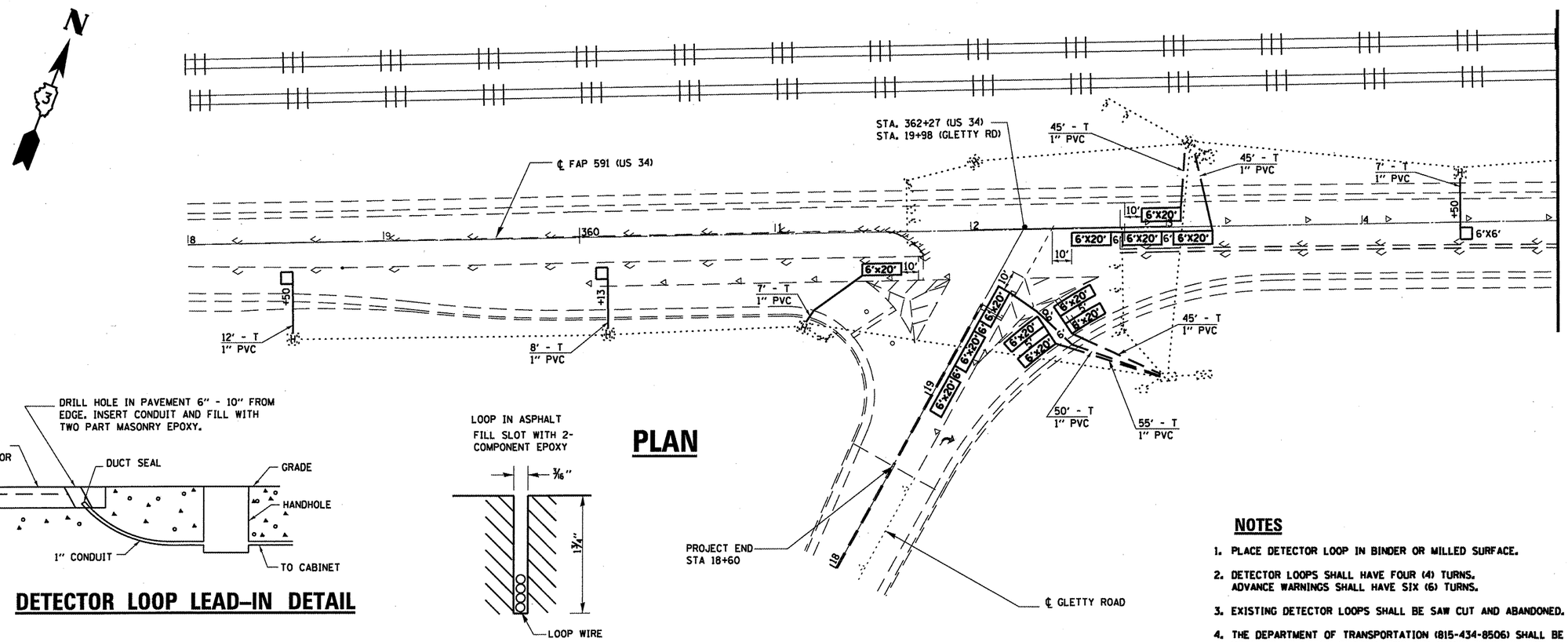

PLAN

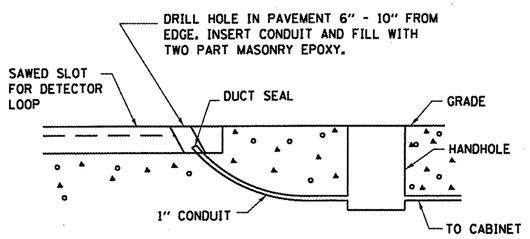

DETECTOR LOOP LEAD-IN DETAIL

DETECTOR LOOP INSTALLATION

NOTES

1. PLACE DETECTOR LOOP IN BINDER OR MILLED SURFACE.
2. DETECTOR LOOPS SHALL HAVE FOUR (4) TURNS. ADVANCE WARNINGS SHALL HAVE SIX (6) TURNS.
3. EXISTING DETECTOR LOOPS SHALL BE SAW CUT AND ABANDONED.
4. THE DEPARTMENT OF TRANSPORTATION (815-434-8506) SHALL BE NOTIFIED AT LEAST SEVENTY-TWO (72) HOURS PRIOR TO THE LAYOUT OF THE DETECTOR LOOP.
5. THE EXACT LOCATION OF ALL UTILITIES SHALL BE FIELD VERIFIED BY THE CONTRACTOR BEFORE ANY WORK IS STARTED.
6. EACH DETECTOR LOOP SHALL HAVE AN INDIVIDUAL CONDUIT STUB.
7. THE DETECTOR LOOP CABLE FROM THE END OF THE SAW CUT TO THE SPLICE IN THE HANDHOLE SHALL BE CONSIDERED INCLUDED IN THE COST OF THE DETECTOR LOOP.

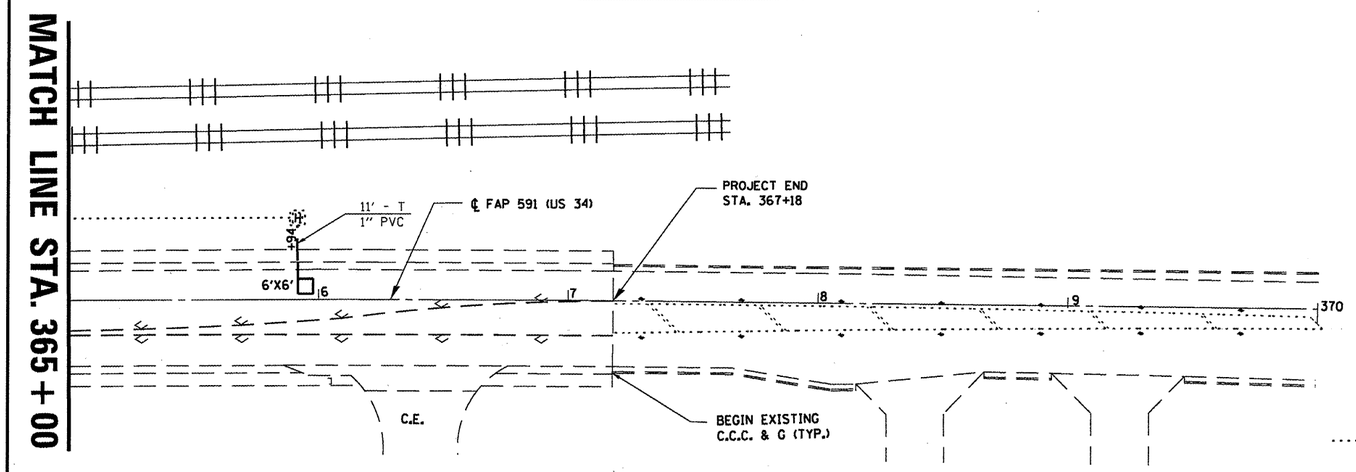

LEGEND

- EXISTING CONTROLLER
- NEW SIGNAL HEAD WITH BACKPLATE
- EXISTING PEDESTRIAN HEAD
- EXISTING HANDHOLE
- EXISTING DOUBLE HANDHOLE
- EXISTING CONDUIT IN TRENCH
- DETECTOR LOOP
- 5'-T / 1 1/2"-PVC — NEW PVC CONDUIT; UPPER NUMERAL INDICATES LENGTH; "T" INDICATES CONDUIT IN TRENCH; "P" INDICATES CONDUIT PUSHED; LOWER NUMERAL INDICATES SIZE AND TYPE
- 1" Ø PVC CONDUIT IN TRENCH

FILE NAME = c:\pw_work\pwidot\woodshankrl\d066845-sht-details.dgn	USER NAME = woodshankrl	DESIGNED - RON WOODSHANK	REVISED -	STATE OF ILLINOIS DEPARTMENT OF TRANSPORTATION	DETECTOR LOOPS	F.A.P. RTE.	SECTION	COUNTY	TOTAL SHEETS / SHEET NO.
		DRAWN - RON WOODSHANK	REVISED -			591	D3 INTERMITTENT RS 2012-1	DEKALB	12 / 11
	PLOT SCALE = 100.0000 ' / in.	CHECKED -	REVISED -					CONTRACT NO. 66B45	
	PLOT DATE = 6/13/2011	DATE -	REVISED -		SCALE:	SHEET NO. 1 OF 1 SHEETS	STA. 351+58 TO STA. 367+18	ILLINOIS FED. AID PROJECT	