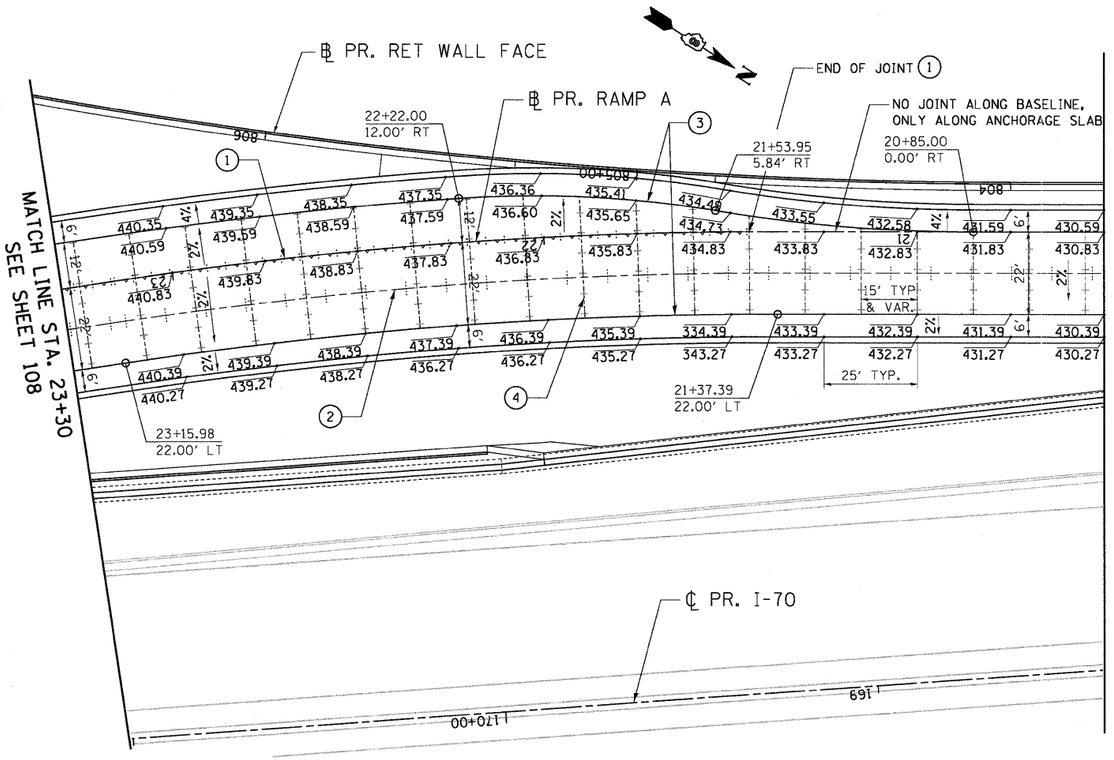

PROPOSED LEGEND

1. LONGITUDINAL CONSTRUCTION JOINT WITH NO. 6 TIE BARS AT 24" CTS.
2. LONGITUDINAL SAWED JOINT WITH NO. 6 TIE BARS AT 18" CTS.
3. LONGITUDINAL CONSTRUCTION JOINT FOR ANCHORAGE SLAB. PAVEMENT JOINTS SHALL ALIGN WITH ANCHORAGE SLAB JOINTS, SEE ANCHORAGE SLAB AND BARRIER WALL DETAILS
4. TRANSVERSE CONTRACTION JOINT WITH DOWEL BARS.

ALL EPOXY COATED

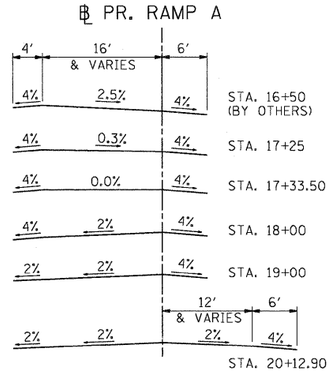

SUPERELEVATION TRANSITION

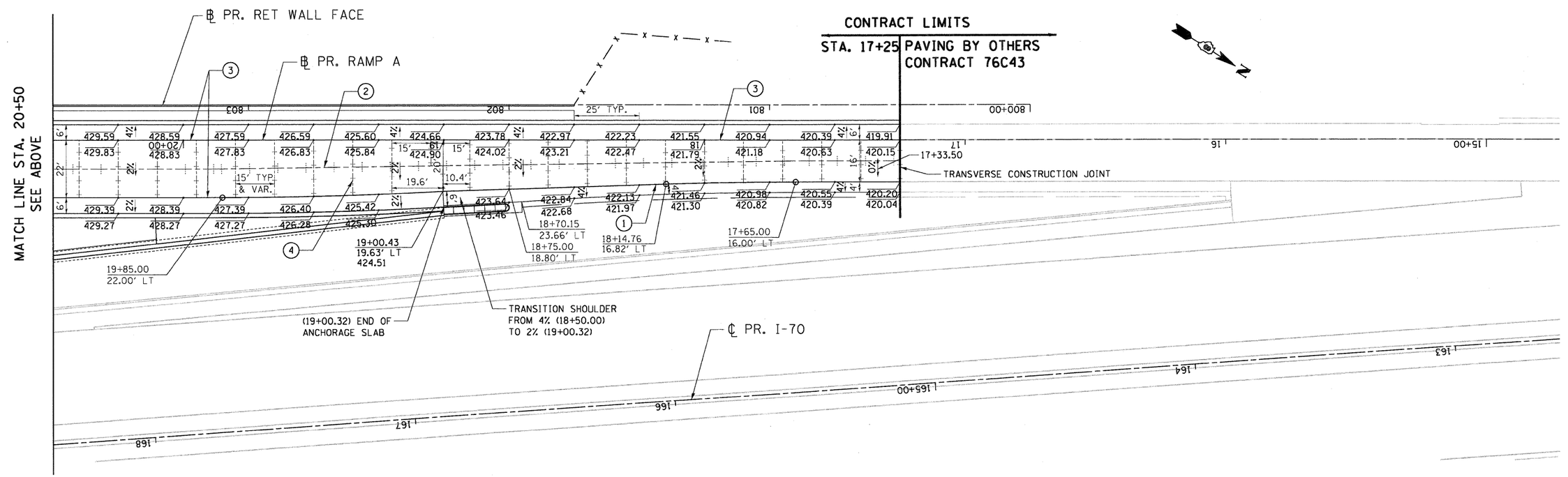

FILE NAME = $FILEL$	USER NAME = $USER$	DESIGNED - JB	REVISED -	STATE OF ILLINOIS DEPARTMENT OF TRANSPORTATION	PROPOSED RAMP A JOINTING PLAN	F.A.P. RTE.	SECTION	COUNTY	TOTAL SHEETS	SHEET NO.
		DRAWN - MN	REVISED -			998	82-2-1HVB-1	ST. CLAIR	345	109
TENG TENG & ASSOCIATES, INC. ENGINEERS/ARCHITECTS/PLANNERS CHICAGO, ILLINOIS	PLOT SCALE = $SCALE$	CHECKED - ACL	REVISED -	RELOCATED ILLINOIS ROUTE 3				CONTRACT NO. 76D05		
	PLOT DATE = $DATE$	DATE - 05/13/11	REVISED -		SCALE: 1"=20' SHEET NO. OF SHEETS STA. TO STA.	FED. ROAD DIST. NO.	ILLINOIS	FED. AID PROJECT		