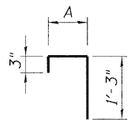

BARS d5(E) & d6(E)

TABLE

Bar	A	B	C
d5(E)	1'-0"	-	-
d6(E)	1'-0½"	-	-
e10(E)	3'-0"	3'-0"	1'-6"
e11(E)	8'-4"	6'-0"	2'-10⅛"

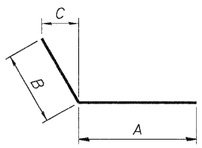

BARS e10(E) & e11(E)

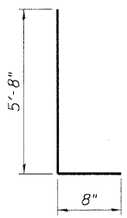

BAR d4(E)

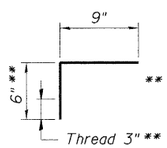

** Coordinate with selected type of Galvanized expansion anchor or Ferrule Loop Slab Insert.

BAR c3(E)

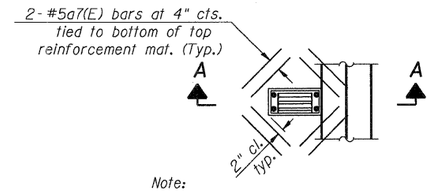

Note:
Cut longitudinal reinforcement to clear drainage scuppers.

PLAN

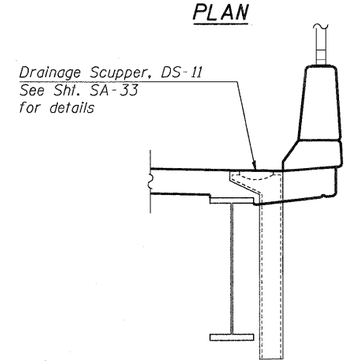

SECTION A-A

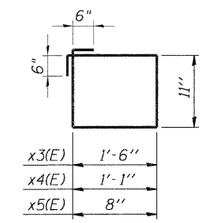

BARS x3(E), x4(E) & x5(E)

BAR LIST

Bar	No.	Size	Length	Shape
a1(E)	602	#5	30'-0"	
a2(E)	359	#5	37'-3"	
a3(E)	238	#5	36'-7"	
a4(E)	725	#6	6'-6"	
a5(E)	10	#5	33'-9"	
a6(E)	42	#5	9'-4"	
a7(E)	32	#5	1'-6"	
a8(E)	10	#5	37'-9"	
a9(E)	10	#5	44'-10"	
a10(E)	6	#5	38'-4"	
a11(E)	10	#6	20'-0"	
a12(E)	6	#5	7'-1"	
b1(E)	664	#5	30'-0"	
b2(E)	68	#5	32'-0"	
b3(E)	62	#5	20'-0"	
b4(E)	65	#5	15'-0"	
b5(E)	65	#6	36'-0"	
b6(E)	130	#6	15'-3"	
b7(E)	1	#5	7'-6"	
b8(E)*	7	#5	5'-2"	
c1(E)	48	#5	3'-7"	
c2(E)*	25	#5	5'-1"	
c3(E)	185	#5	1'-3"	
x1(E)	119	#5	6'-5"	
x2(E)	1	#5	4'-11"	
x3(E)	1	#5	5'-10"	
x4(E)	1	#5	5'-0"	
x5(E)	1	#5	4'-2"	
d1(E)	377	#5	7'-10"	
d2(E)	379	#5	5'-7"	
d3(E)	6	#5	14'-8"	
d4(E)	20	#5	6'-4"	
d5(E)	10	#4	2'-6"	
d6(E)	32	#4	2'-7"	
e1(E)	77	#4	19'-8"	
e2(E)	36	#4	16'-0"	
e3(E)	16	#4	15'-0"	
e4(E)	4	#8	19'-8"	
e5(E)	4	#8	39'-0"	
e6(E)	6	#4	25'-6"	
e7(E)	2	#8	28'-0"	
e8(E)	2	#8	25'-8"	
e9(E)	15	#4	8'-5"	
e10(E)	8	#4	6'-0"	
e11(E)	1	#8	14'-4"	
e12(E)	30	#4	5'-8"	
e13(E)	2	#8	5'-8"	

* Cut bars according to Cutting diagram.

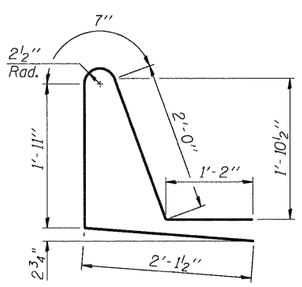

BAR d1(E)

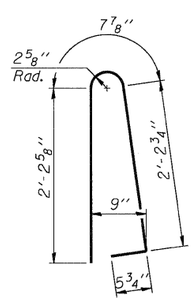

BAR d2(E)

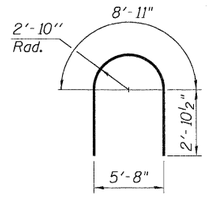

BAR d3(E)

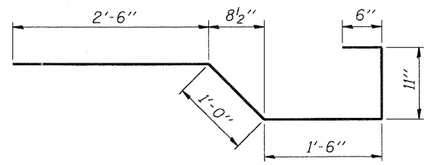

BAR x1(E)

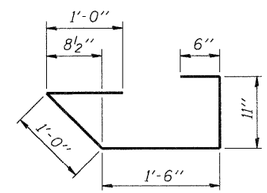

BAR x2(E)

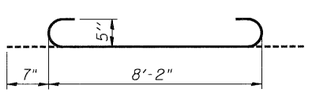

BAR a6(E)

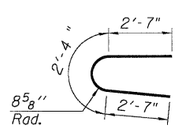

BAR b7(E)

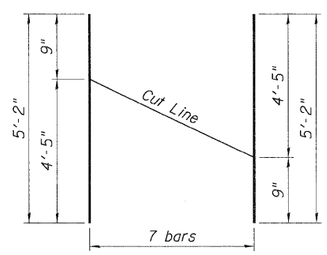

BAR b8(E)

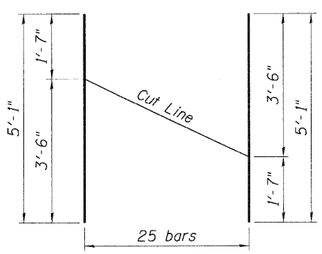

BAR c2(E)

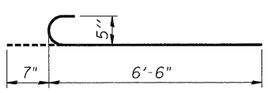

BAR a12(E)

Notes:

1. Reinforcement bars designated (E) shall be epoxy coated.

BILL OF MATERIAL

Item	Unit	Total
Concrete Superstructure	Cu. Yd.	347.8
Reinforcement Bars, Epoxy Coated	Pound	92,920
Bridge Deck Grooving	Sq. Yd.	1,069
Protective Coat	Sq. Yd.	1,311