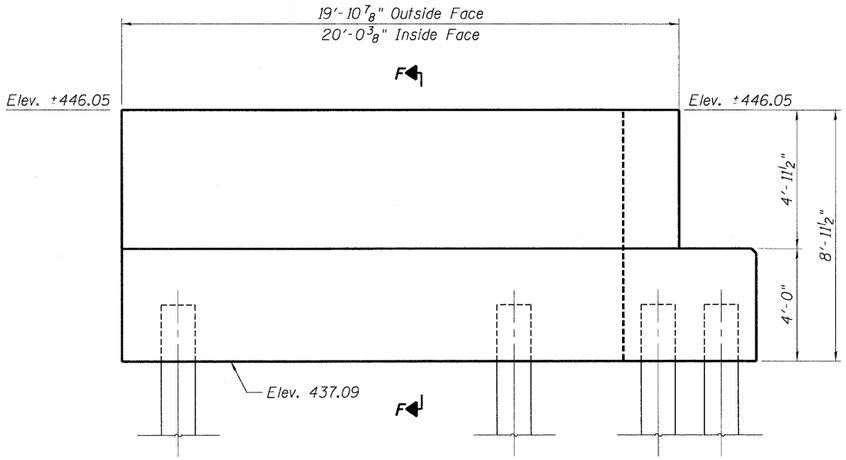

WINGWALL ELEVATION

(Looking West - Showing Dimensions)

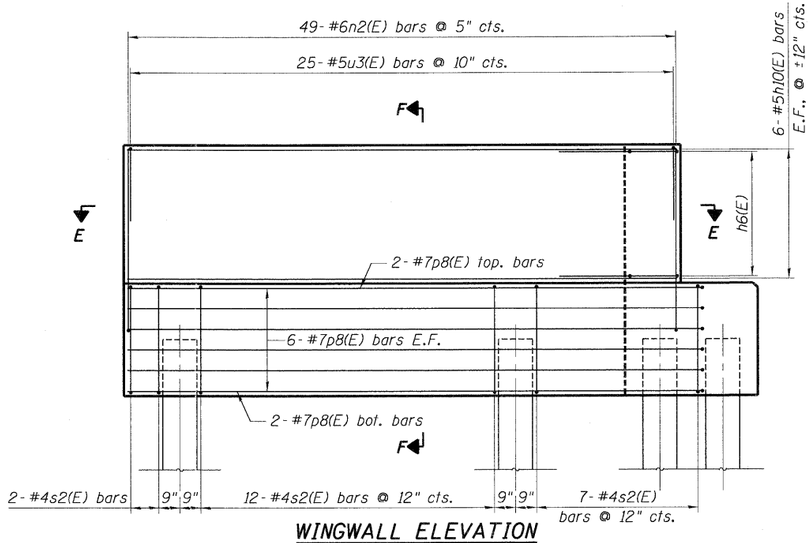

WINGWALL ELEVATION

(Looking West - Showing Reinforcement)

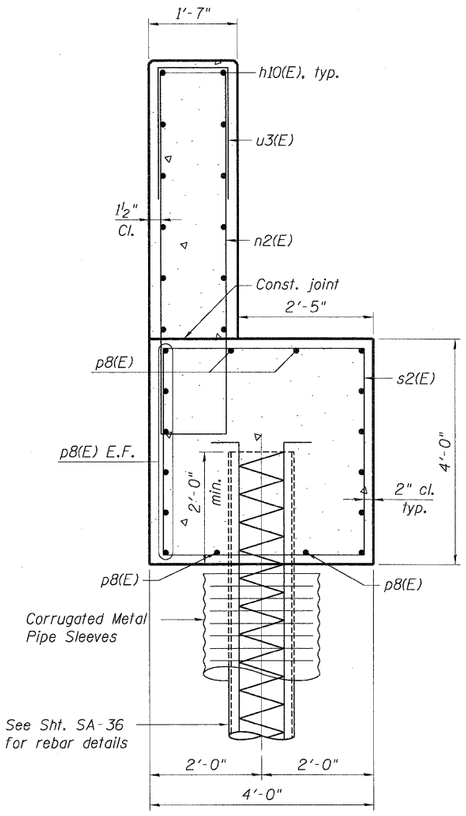

SECTION F-F

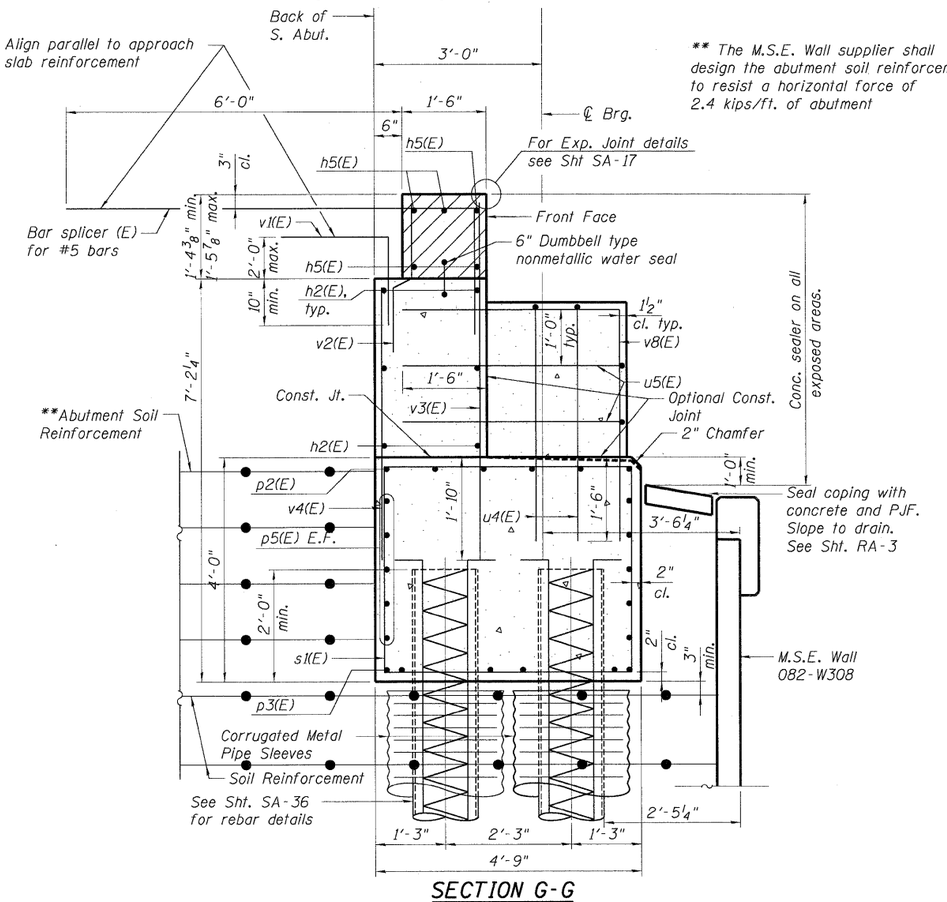

SECTION G-G

** The M.S.E. Wall supplier shall design the abutment soil reinforcement to resist a horizontal force of 2.4 kips/ft. of abutment

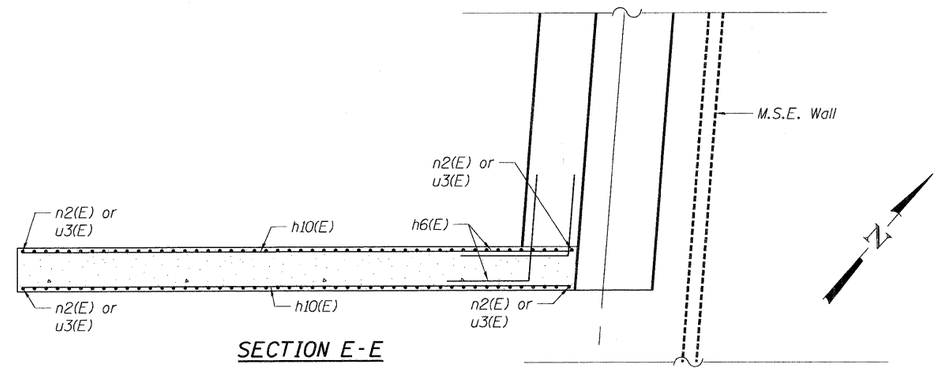

SECTION E-E

FILE NAME = $FILEL$	USER NAME = $USER$	DESIGNED -	REVISED -	STATE OF ILLINOIS DEPARTMENT OF TRANSPORTATION IL 3 OVER I-70	SOUTH ABUTMENT EAST WINGWALL & DETAILS	F.A.P RTE. 998	SECTION 82-2-1HVB-1	COUNTY ST. CLAIR	TOTAL SHEETS 345 / SHEET NO. 159
TENG TENG & ASSOCIATES, INC. ENGINEERS/ARCHITECTS/PLANNERS CHICAGO, ILLINOIS	PLOT SCALE = $SCALE$	DRAWN - MKD	REVISED -				SN 082-0328	CONTRACT NO. 76D05	
	PLOT DATE = $DATE$	CHECKED - JLR	REVISED -		SCALE:	SHEET NO. SA-24 OF SA-57	STA. 1683+43.17 TO STA.	FED. ROAD DIST. NO. ILLINOIS	FED. AID PROJECT
		DATE - 05/13/11	REVISED -						

..\0820328-CONN-10-001-AB.DGN ..\0820328-CONN-10-001-AB.DGN ..\0820328-CONN-10-001-AB.DGN ..\0820328-CONN-10-001-AB.DGN ..\0820328-CONN-10-001-AB.DGN ..\0820318-CONN-99-001-BD.DGN
5-11-2011, 9:53:28 NEWMANMD \\FS-0044\AM\VAULT_D-TRANS_07\2202\20868-001\STRUCT\CAD\01 DESIGN\0820328\SHEET\0820328-CONN-10-008-SHT-AB.DGN