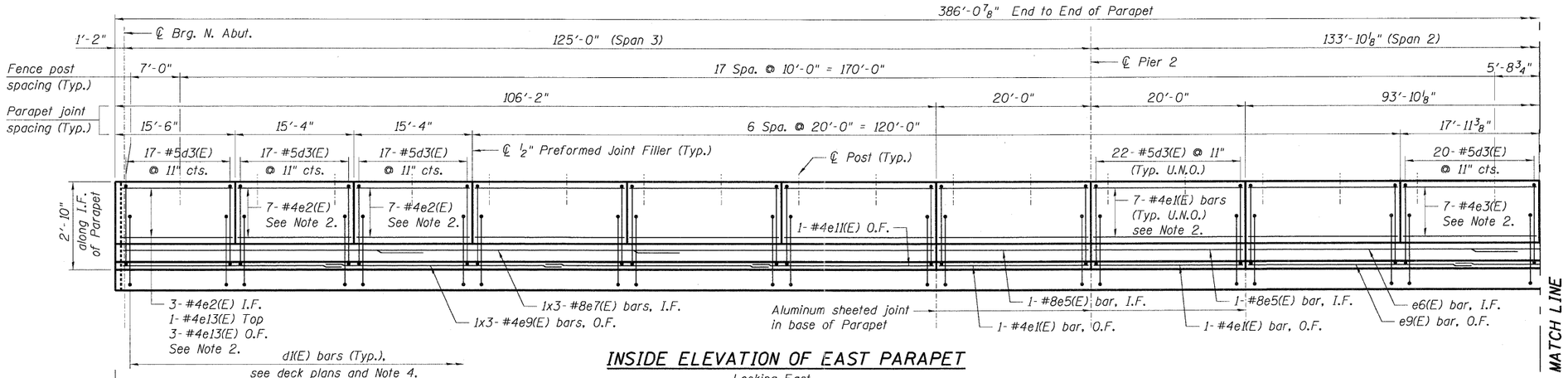

INSIDE ELEVATION OF EAST PARAPET

Looking East

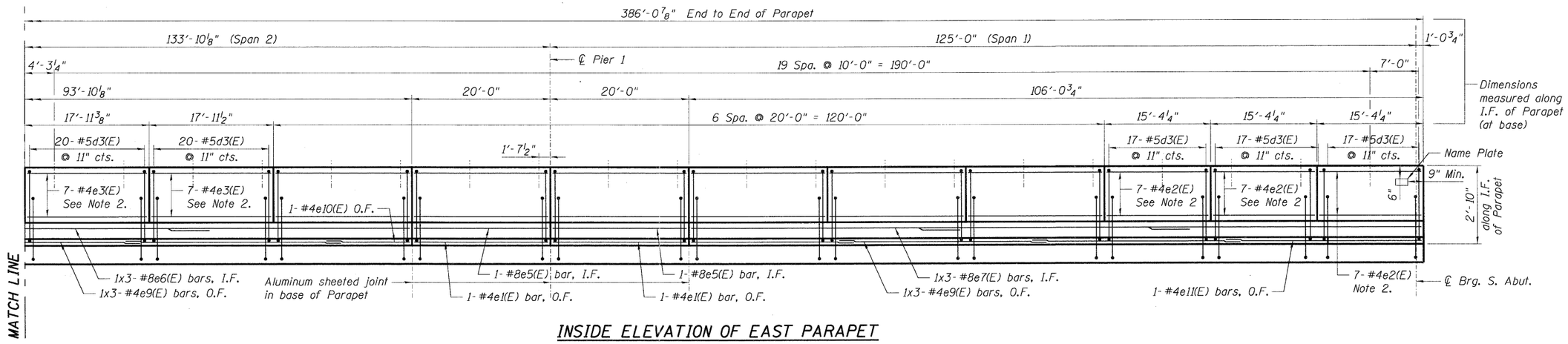

INSIDE ELEVATION OF EAST PARAPET

Looking East

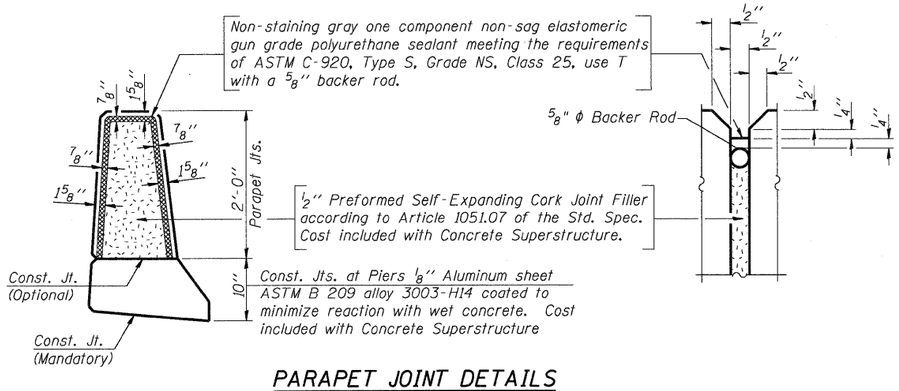

PARAPET JOINT DETAILS

Notes:

1. See Sheet SB-19 for Bar List and Sheet SB-18 for Parapet details.
2. Reinforcement shall be spaced as shown in details on Sht. SB-18.
3. I.F. denotes inside face
   O.F. denotes outside face
4. Space bars to miss Parapet Joints.
5. Bars indicated thus 20x3-#5 etc. indicates 20 lines of bars with 3 lengths per line.
6. Minimum Lap for Parapet Reinforcement:
   #4 Bars = 2'-1"
   #8 Bars = 5'-5"

\\82820329-CONN-10-001-SLIDGN, \\82820329-CONN-10-001-SLIDGN, \\82820318-CONN-99-001-BO.DGN, \\82820329-CONN-10-001-SLIDGN, \\82820329-CONN-10-007-SHT-SLIDGN
5-11-2011, 9:56:14 NEWMANMD \\VFS-0244\AM\VAULT_D-TRANS.07\2202\20868-001\STRUCT\CADD01 DESIGN\082032-9\SHEET\82820329-CONN-10-008 SHT-SLIDGN

FILE NAME = $FILEL$	USER NAME = $USER$	DESIGNED - JLR	REVISED -	STATE OF ILLINOIS DEPARTMENT OF TRANSPORTATION IL 3 OVER TRRA & ST. CLAIR AVENUE	PARAPET ELEVATIONS 1 OF 2	F.A.P RTE.	SECTION	COUNTY	TOTAL SHEETS	SHEET NO.
		DRAWN - FD	REVISED -			998	82-2-1HVB-1	ST. CLAIR	345	208
	PLOT SCALE = $SCALE$	CHECKED - JRH	REVISED -			SN 082-0329		CONTRACT NO. 76D05		
TENG & ASSOCIATES, INC. ENGINEERS/ARCHITECTS/PLANNERS CHICAGO, ILLINOIS	PLOT DATE = $DATE$	DATE - 05/13/11	REVISED -		SCALE: SHEET NO. SB-16 OF SB-63 STA. 1679+16.65 TO STA.	FED. ROAD DIST. NO.	ILLINOIS	FED. AID PROJECT		