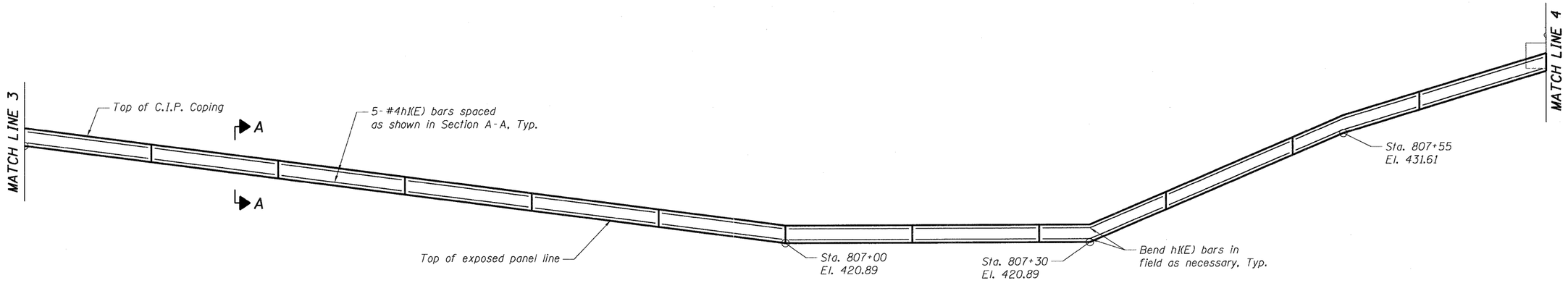

COPING ELEVATION

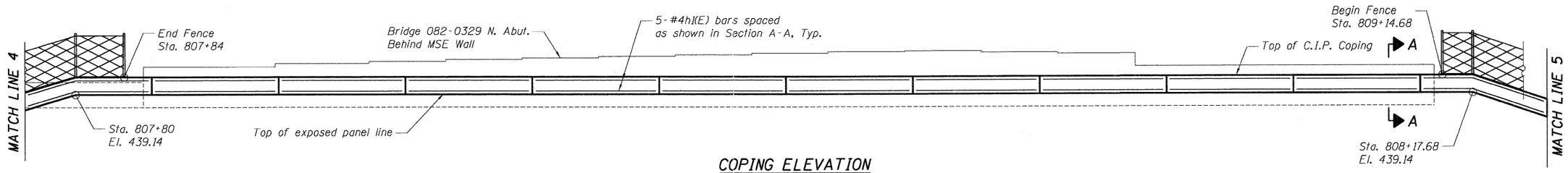

COPING ELEVATION

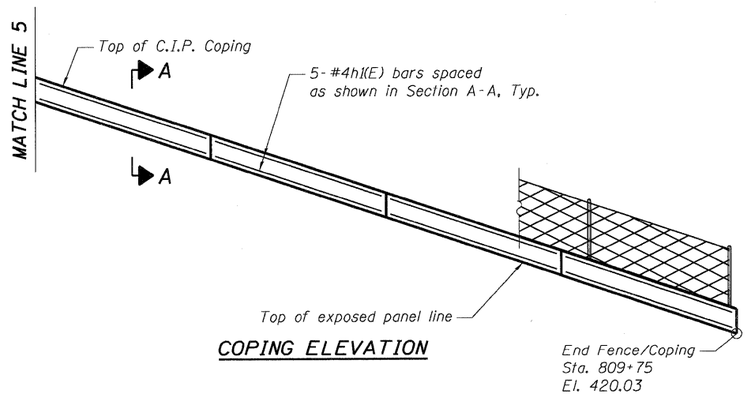

COPING ELEVATION

..\0820318-CONN-99-001-BD.DGN, ..\082W309-CONN-10-001-RS.DGN, ..\082W309-CONN-10-001-RS.DGN, ..\082W309-CONN-10-001-RS.DGN
5-11-2011,10:01:02 NEWMANMD \\FS-0044\AM\VAULT_D-TRANS_07\2202\20868-001\STRUCT\CAD\01 DESIGN\082W309\SHEET\082W309-CONN-10-004-SHT-RS.DGN

FILE NAME = $FILEL$	USER NAME = $USER$	DESIGNED - TCG	REVISED -	STATE OF ILLINOIS DEPARTMENT OF TRANSPORTATION I-70 CONNECTION RETAINING WALL	COPING DETAILS 2 OF 3	F.A.P RTE. 998	SECTION 82-2-1HVB-1	COUNTY ST. CLAIR	TOTAL SHEETS 345	SHEET NO. 285
TENG TENG & ASSOCIATES, INC. ENGINEERS/ARCHITECTS/PLANNERS CHICAGO, ILLINOIS		DRAWN - TCG	REVISED -			SN 082-W309		CONTRACT NO. 76D05		
	PLOT SCALE = $SCALE$	CHECKED - JLR	REVISED -		SCALE: SHEET NO. RB-5 OF RB-32 STA. 801+75.00 TO STA. 809+75.00	FED. ROAD DIST. NO.	ILLINOIS	FED. AID PROJECT		
	PLOT DATE = $DATE$	DATE - 05/13/11	REVISED -							