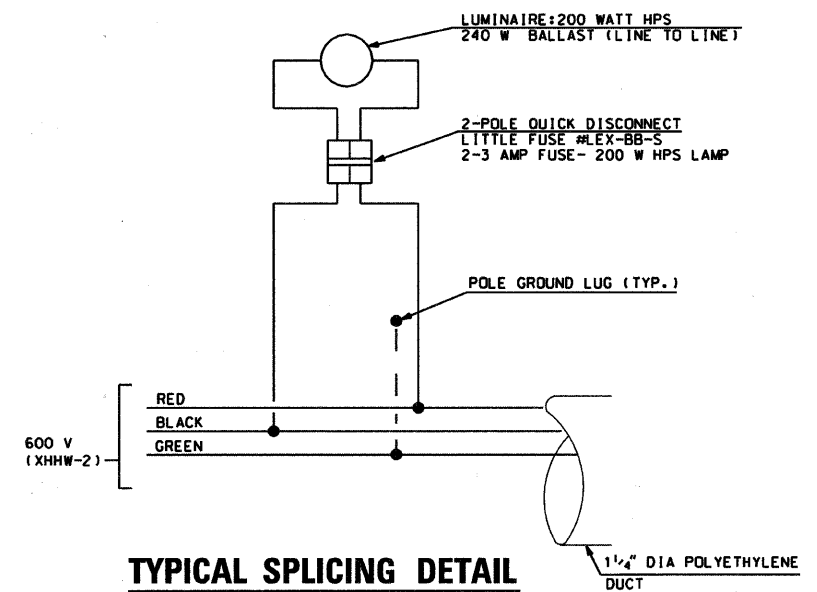
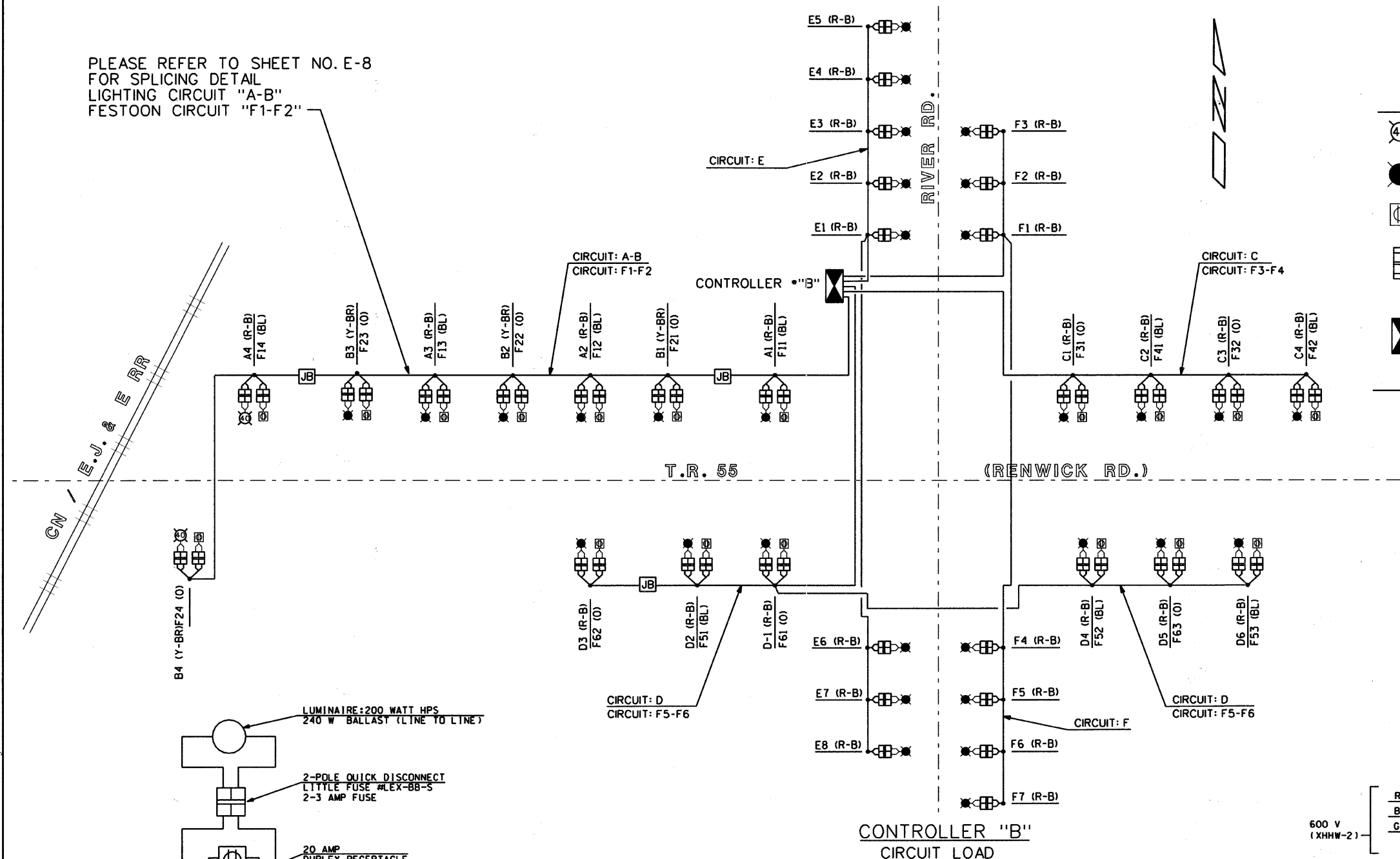


F.A. RTE.	SECTION	COUNTY	TOTAL SHEETS	SHEET NO.
TR55	90-16103-01-BR	WILL	255	115
STA.	TO STA.			
FED. ROAD DIST. NO.	ILLINOIS	FED. AID PROJECT		
CONTRACT NO. 83126				

PLEASE REFER TO SHEET NO. E-8 FOR SPlicing DETAIL LIGHTING CIRCUIT "A-B" FESTOON CIRCUIT "F1-F2"

SINGLE LINE LEGEND

- LUMINAIRE, 400 W HPS LAMP
- LUMINAIRE, 200 W HPS LAMP
- FESTOON OUTLET
- 2 POLE DISCONNECT WITH FUSE
2-5 AMPERE FUSE, 400 W HPS LAMP
2-3 AMPERE FUSE, 200 W HPS LAMP
1-6 AMPERE FUSE, 1-SOLID SLUG, FESTOON OUTLET
- LIGHTING CONTROL CABINET
200 AMPERE, 120/240 VOLT, 1 PHASE, 3 WIRE
- POLYETHYLENE DUCT WITH CIRCUIT CABLE




LIGHTING PANEL - 240 V (LINE TO LINE)			FESTOON PANEL - 120 V LINE TO NEUTRAL					
CIRCUIT	AMPERE	WATTS	CIRCUIT	AMPERE	WATTS	CIRCUIT	AMPERE	WATTS
A	5	1,182	F1	12	1,440	F2	12	1,440
B	5	1,182	F3	6	720	F4	6	720
C	4	952	F5	9	1,080	F6	9	1,080
D	6	1,428						
E	8	1,904	X	X				
F	7	1,666	X	X				
TOTAL	35	8,314	TOTAL	27	3,240	TOTAL	27	3,240

CWA TYPE MULTITAP BALLAST, 10% VOLTAGE DROP
 400 W HPS LAMP 2 AMPERE, 468 WATTS, 50,000 LUMENS
 200 W HPS LAMP 1 AMPERE, 238 WATTS, 22,000 LUMENS

TYPICAL SPlicing DETAIL

LIGHTING CIRCUIT "C" / FESTOON CIRCUIT "F3-F4"
 LIGHTING CIRCUIT "D" / FESTOON CIRCUIT "F5-F6"

TYPICAL SPlicing DETAIL
 LIGHTING CIRCUIT "E" AND "F"



ILLINOIS DEPARTMENT OF TRANSPORTATION
 T.R. 55 (RENWICK RD.)
 PLANFIELD TOWNSHIP, WILL COUNTY
**ONE LINE CIRCUIT DIAGRAM
 CONTROLLER "B"**
 SCALE: DATE: OCT. 30, 2009 DRAWN BY: HKQ CHECKED BY: JS

C:\SUNJOY\Projects\RENWICK ROAD\E-9_of_E-17.dgn 4/8/2010