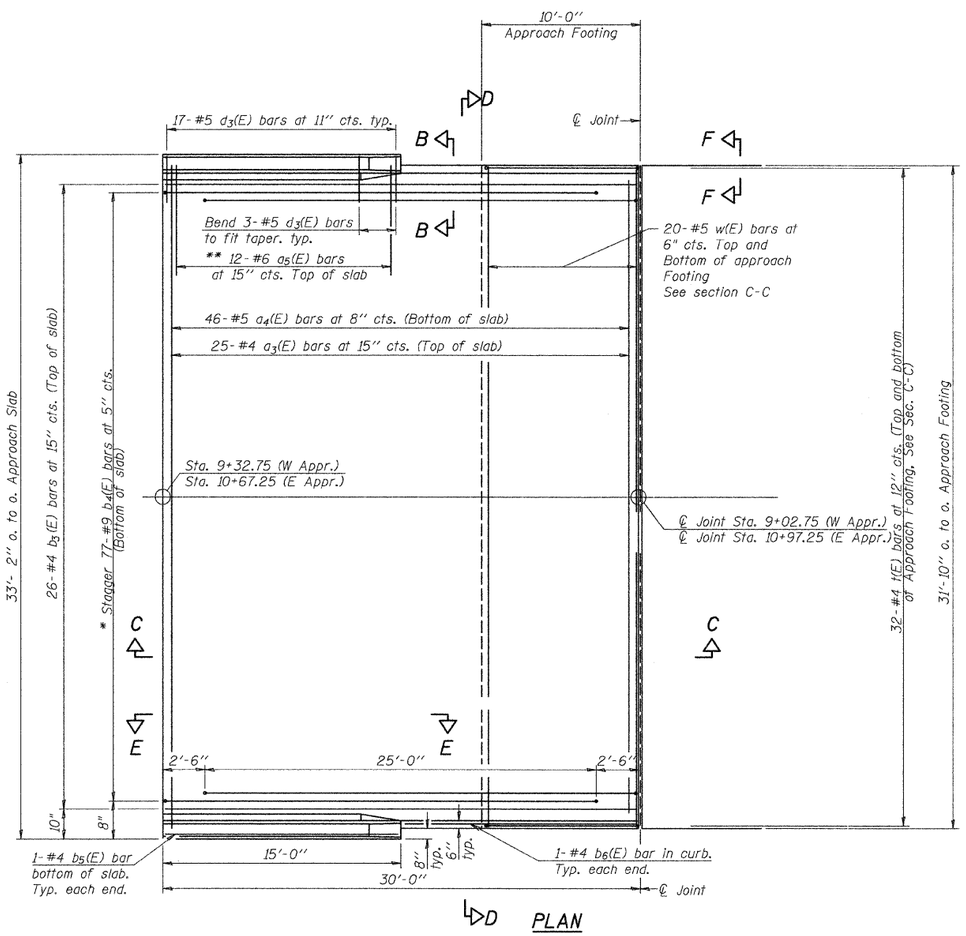

PLAN

* Tilt #9 b_4(E) bars as required to maintain clearance.
** Alternate with a_3(E), typ. ea. parapet.

Notes:
See sheet 17 of 23 for Sections C-C & D-D and View E-E.
a_3(E), a_4(E), a_5(E), a_6(E), and w(E) bar spacings measured perpendicular to ℄ Rdwy.

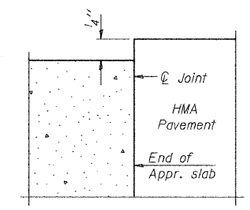

FLEXIBLE PAVEMENT

DETAIL A

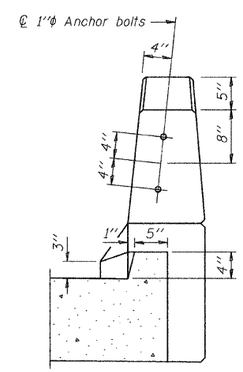

VIEW B-B
(Exit ends only)

BRIDGE APPROACH SLAB DETAILS
STRUCTURE NO. 010-4306
(Sheet 1 of 2)

BRIDGE APPROACH SLAB DETAILS
SECTION: 10-00962-00-BR
CHAMPAIGN COUNTY
℄ STATION 10+00

16 Bridge Approach Slab Details.dgn 5/3/2011 3:50:34 PM