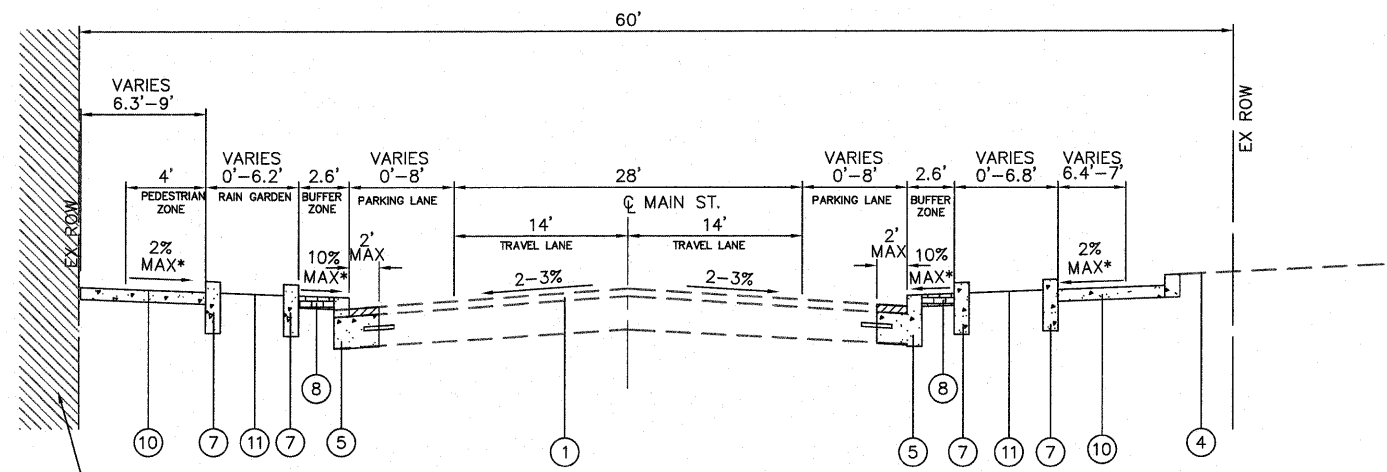
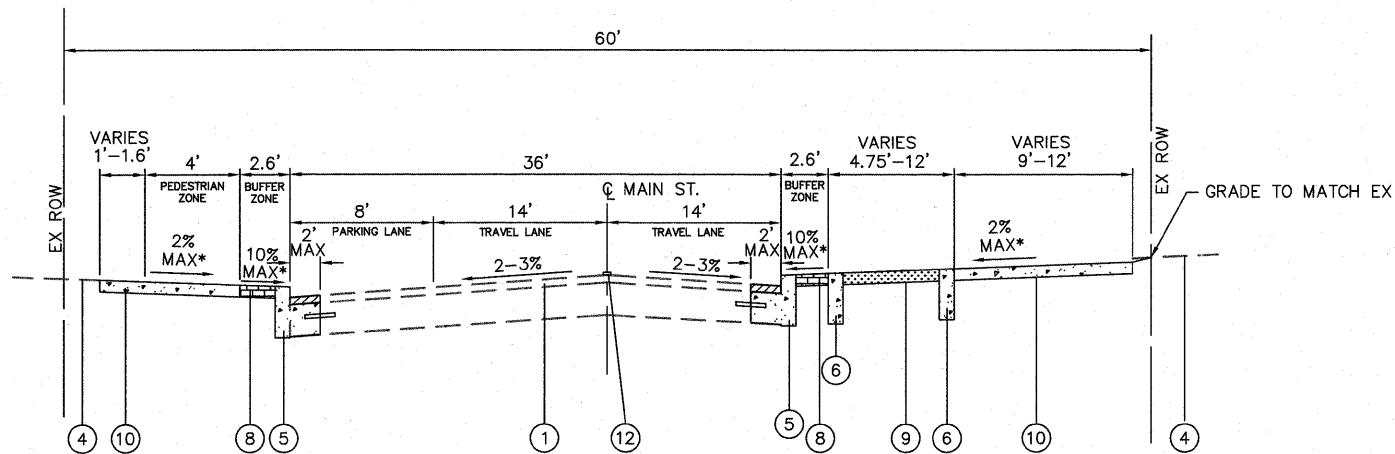


PROPOSED TYPICAL SECTION
 STA 23+91.49 TO STA 24+45.33
 (NOT TO SCALE) * SEE CROSS SECTIONS

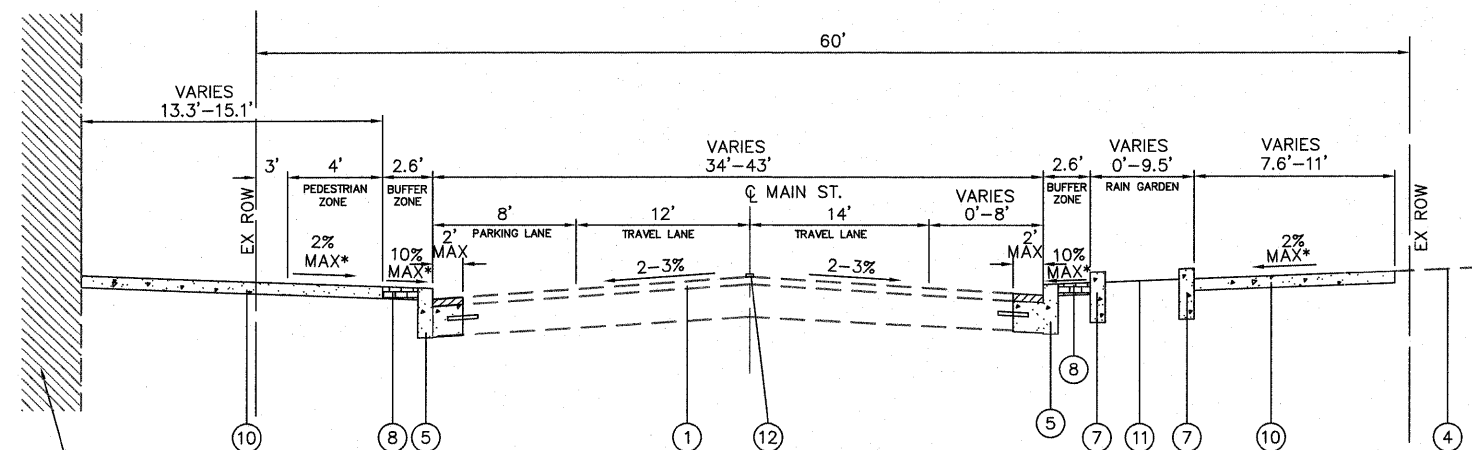


PROPOSED TYPICAL SECTION
 STA 24+45.33 TO STA 25+06.39
 (NOT TO SCALE) * SEE CROSS SECTIONS



PROPOSED TYPICAL SECTION
 STA 23+03.37 TO STA 23+91.49
 (NOT TO SCALE) * SEE CROSS SECTIONS

INCIDENTAL HMA MIX DESIGN	
AC/PG	PG 64-22
RAP % (MAX)	10%
DESIGN AIR VOIDS	4% @ Ndes = 70
MIXTURE COMPOSITION	IL 9.5
FRICTION AGGREGATE	MIXTURE C



PROPOSED TYPICAL SECTION
 STA 22+29.00 TO STA 23+03.37
 (NOT TO SCALE) * SEE CROSS SECTIONS

LEGEND

- ① EXISTING HOT-MIX ASPHALT ROADWAY, 2-1/4"
- ② EXISTING CONCRETE CURB TYPE B
- ③ EXISTING PORTLAND CEMENT CONCRETE SIDEWALK
- ④ EXISTING LAWN AREA
- ⑤ PROPOSED CONCRETE CURB TYPE B (HIGHWAY STANDARD 606001). PAY ITEM INCLUDES EPOXY COATED TIE BARS, VARIABLE WIDTH 10" DEEP PCC WIDENING, AND INCIDENTAL HMA SURFACING 2" NECESSARY TO RESTORE ADJACENT PAVEMENT. THESE ITEMS SHALL BE INCLUDED IN THE UNIT PRICE FOR CONCRETE CURB TYPE B.
- ⑥ PROPOSED CONCRETE CURB TYPE B 33" (SPECIAL)
- ⑦ PROPOSED CONCRETE CURB TYPE B 47" (SPECIAL)
- ⑧ PROPOSED BRICK PAVERS
- ⑨ PROPOSED LANDSCAPING AREA
- ⑩ PROPOSED PCC SIDEWALK, 4"
- ⑪ PROPOSED RAIN GARDEN AREA
- ⑫ PROPOSED POLYUREA PAVEMENT MARKING LINE

FILE NAME = H:\P\25040\DWG\PHASE 1\25040-TYPICAL SECTIONS.DWG	USER NAME = ASHLEIGH ENGELMANN	DESIGNED - SLW	REVISED -
	PLOT SCALE = 4 1/8" = 1'	DRAWN - SLW	REVISED -
	PLOT DATE = 2011-05-10	CHECKED - TLC	REVISED -
		DATE - 2010-08-11	REVISED -

STATE OF ILLINOIS
 DEPARTMENT OF TRANSPORTATION

PROPOSED TYPICAL SECTIONS	
SCALE:	SHEET NO. 1 OF 1 SHEETS
STA.	TO STA.

F.A.U. RTE. 9302	SECTION 06-00045-00-SW	COUNTY MONROE	TOTAL SHEETS 24	SHEET NO. 6
CONTRACT NO. 97468				
COLUMBIA ILLINOIS FED. AID PROJECT				