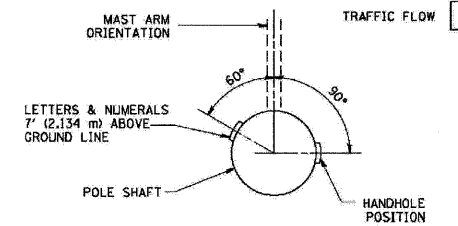
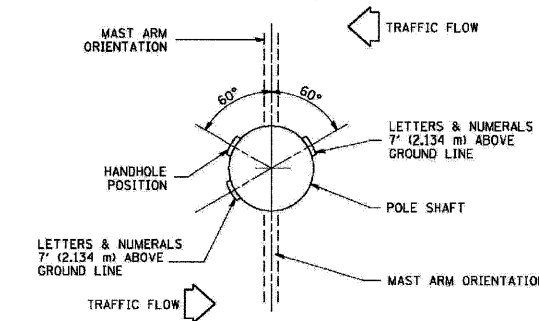


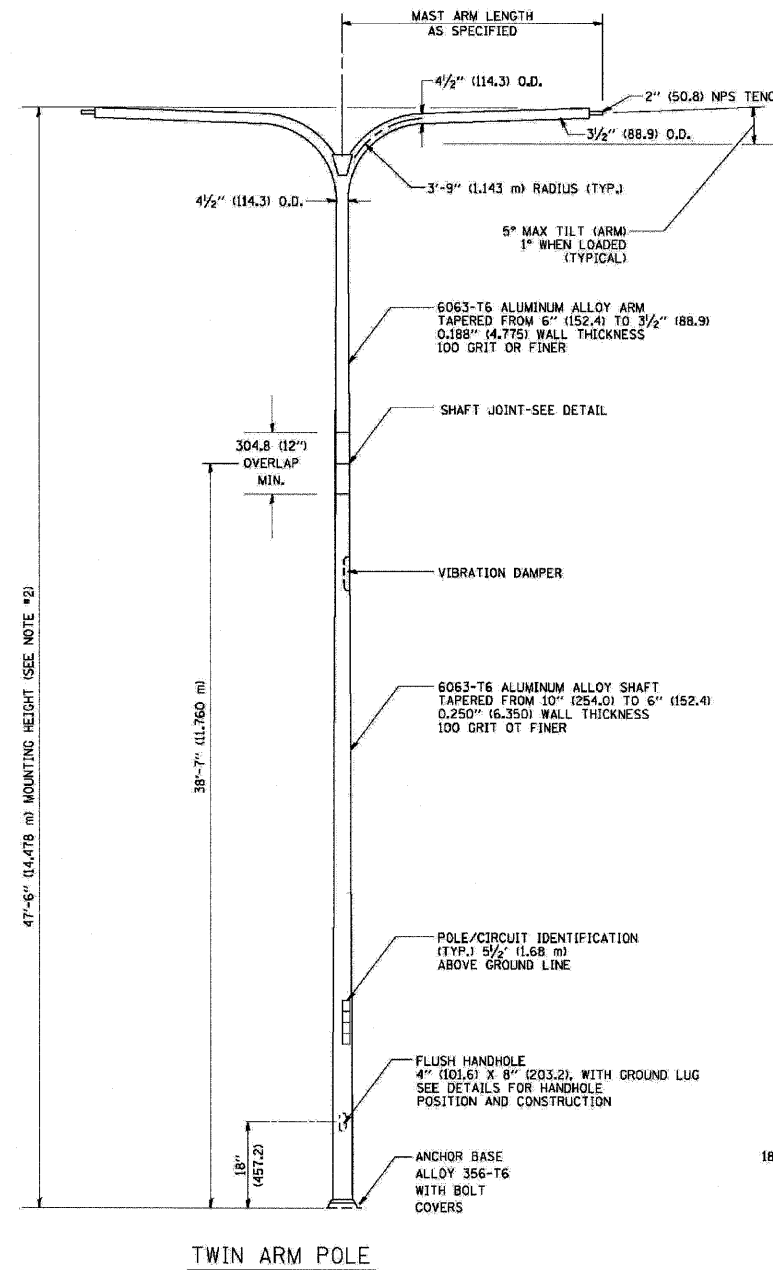
POSITION OF HANDHOLE AND POLE NUMBER FOR SINGLE MAST ARM POLES MOUNTED ON BRIDGE PARAPET OR BARRIER WALL



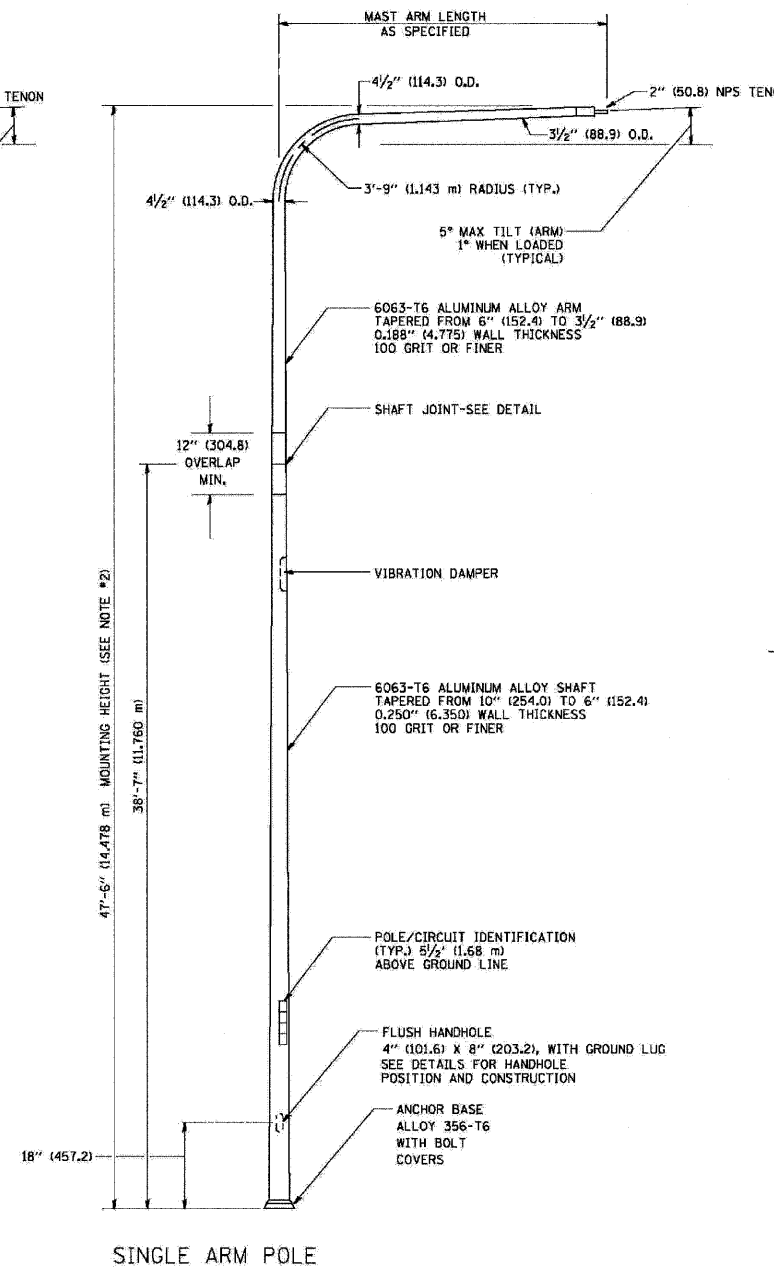
POSITION OF HANDHOLE AND POLE NUMBER FOR SINGLE MAST ARM POLES



POSITION OF HANDHOLE AND POLE NUMBER FOR TWIN MAST ARM POLES

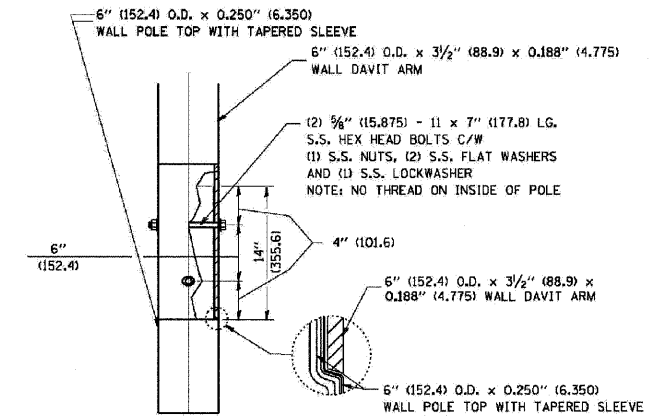


TWIN ARM POLE

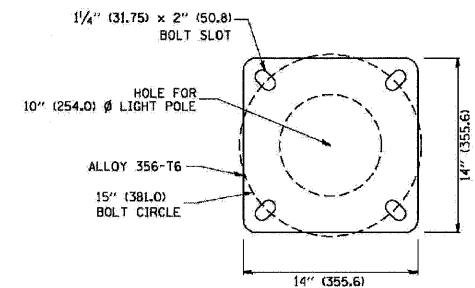


SINGLE ARM POLE

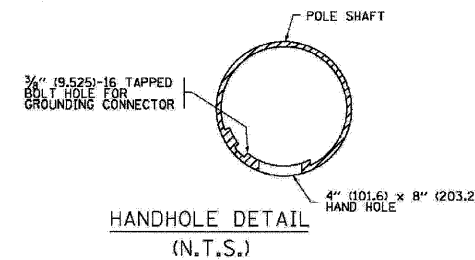
- NOTES:
1. ALL DIMENSIONS ARE IN INCHES (MILLIMETERS) UNLESS OTHERWISE SHOWN.
 2. MOUNTING HEIGHT IS DEFINED AS THE DISTANCE FROM THE CENTERLINE OF THE TENON TO THE BOTTOM OF THE ANCHOR BASE.
 3. TWO PIECE SHAFT WILL BE MATCHED MARKED AND INTERCHANGEABLE BETWEEN DIFFERENT UNITS. FIELD DRILLING OF THE HOLES WILL NOT BE ALLOWED.
 4. THE LIGHT POLE WILL MEET AASHTO DESIGN CRITERIA AS SPECIFIED.
 5. THE INSTALLING CONTRACTOR WILL PROVIDE A UL LISTED GROUNDING CONNECTOR, BURNDY K2C23, T&B SP4DL OR APPROVED EQUAL.
 6. LIGHT POLES WILL NOT BE INSTALLED WITHOUT MAST ARMS AND LUMINAIRES.
 7. LIGHT POLES WILL BE SET PLUMB ON THE FOUNDATION WITHOUT THE USE OF LEVELING NUTS, WASHERS OR SHIMS.
 8. LIGHTING UNIT IDENTIFICATION NUMBERS SHALL BE INSTALLED BEFORE THE LIGHTING UNIT IS ENERGIZED.



DAVIT ARM CONNECTION
[14" (355.6) OVERLAP SHOWN]



LIGHT POLE BASE PLATE DETAIL
(FOR POLE MOUNTED ON 15 INCH (381.0) BOLT CIRCLE FOUNDATION)



HANDHOLE DETAIL
(N.T.S.)

PB Americas, Inc.
230 WEST MONROE STREET,
SUITE 900
CHICAGO, IL. 60606

USER NAME = sharma
FILE NAME = D:\6061-shr-elo-56.dgn
PLOT SCALE = NONE
PLOT DATE = 5/7/2009

DESIGNED - D. RAFFINGTON
DRAWN - S. SHARMA
CHECKED - M. INTATANO
DATE - MAY 8, 2009

REVISED -
REVISED -
REVISED -
REVISED -

STATE OF ILLINOIS
DEPARTMENT OF TRANSPORTATION

BRIDGE ROADWAY LIGHTING
LIGHTING POLE AND MOUNTING DETAILS

SCALE: AS SHOWN SHEET NO. E-58 OF E-125 SHEETS STA. 379+06.09 TO STA. 382+45.28

F.A.P. RTE.	SECTION	COUNTY	TOTAL SHEETS	SHEET NO.
389	2424-2B-R	COOK	398	329
FED. ROAD DIST. NO. 1 [ILLINOIS] FED. AID PROJECT			CONTRACT NO. 60D61	