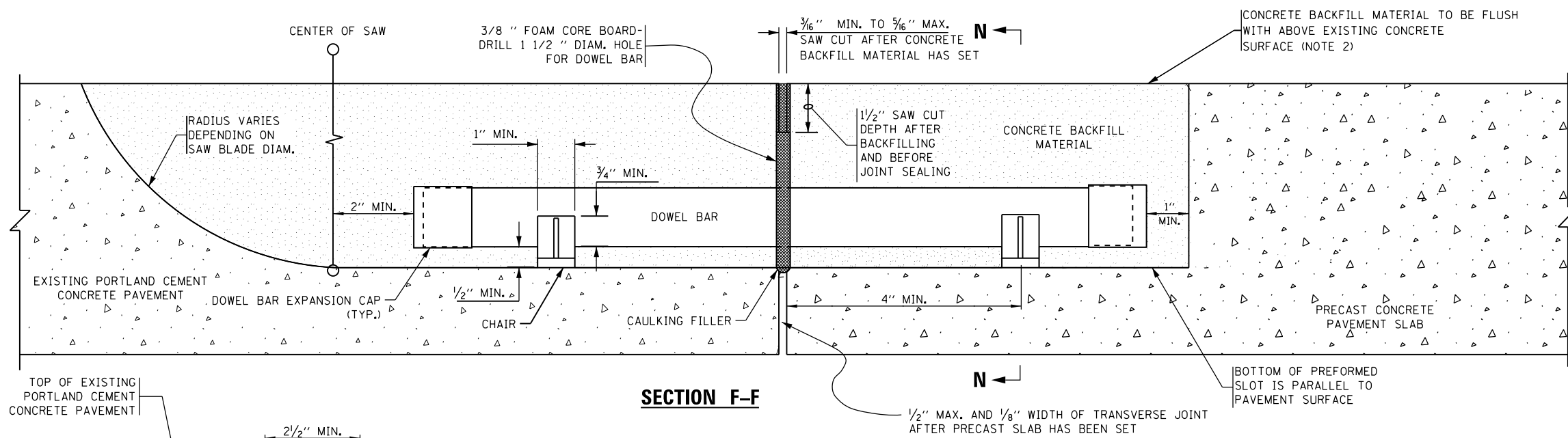
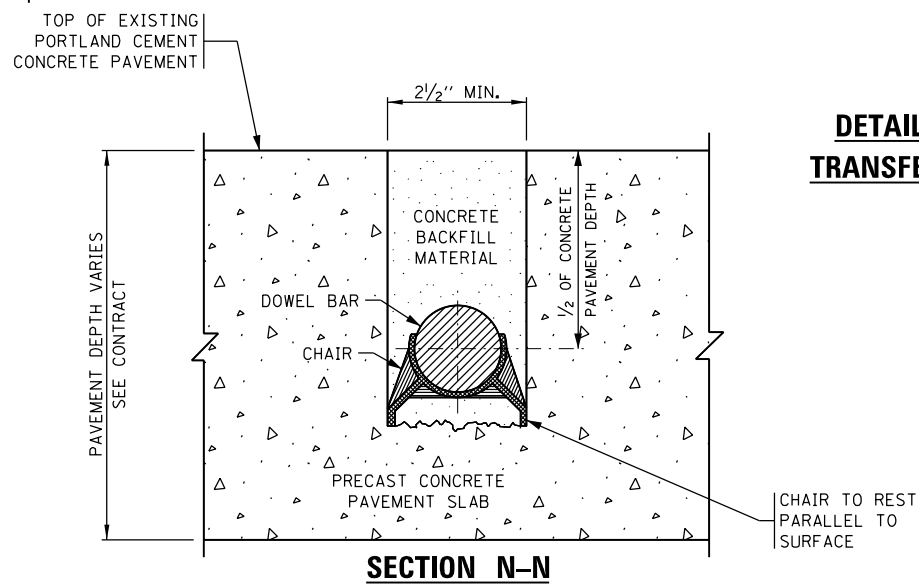


**PLAN VIEW**




**SECTION F-F**

**DETAIL-F, WIDE MOUTH DOWEL BAR PLACEMENT DETAIL FOR THE LAST TRANSFER JOINT OF CONSECUTIVELY PLACED STANDARD PRECAST PANELS**



**SECTION N-N**



**CHAIR DETAIL**

**NOTES:**

1. PLACE FOAM CORE BOARDS TO THE TOP OF PATCH.
2. UPON COMPLETION, THE FINISHED SURFACE OF THE CONCRETE BACKFILL MATERIAL SHALL NOT BE BELOW THE EXISTING CONCRETE SURFACE.

FILE NAME =	USER NAME = dettmanna	DESIGNED - O. PATEL	REVISED - D.G. 6-14
Default	Plot Scale = 100.0000' / in.	CHECKED -	REVISIED -
	PLOT DATE = 6/19/2014	DATE - 10-25-2013	REVISIED -

**STATE OF ILLINOIS  
DEPARTMENT OF TRANSPORTATION**

**PRECAST CONCRETE PAVEMENT SLABS**

SCALE: NONE SHEET 16 OF 19 SHEETS STA. TO STA.

F.A. RTE.	SECTION	COUNTY	TOTAL SHEETS	SHEET NO.
353	23R-R5	COOK	66	55
<b>BD 57</b>			<b>CONTRACT NO. 60L94</b>	
ILLINOIS FED. AID PROJECT				