







DIRECTION	LOCATION: NW RAMP:			MEDIAN	OUTSIDE	OFFSET	PERIMETER EROSION BARRIER 28000400 (FOOT)	STONE RIPRAP CLASS A 4 28100107 (SQ YD)	FILTER FABRIC 28200200 (SQ YD)	STONE RIPRAP CLASS A4 (TONS)	BEDDING STONE (TONS)
	STA.	TO	STA.								
LT	11+25		11+25		X	20-30' LT	10.0				
LT	11+25		14+00		X	30.0' LT	275.0				
RT	10+50		11+00		X	15-85' RT		235.0	235.0	157.5	70.5
RT	10+54		10+97		X	88-64' RT	50.0				

**LEGEND**

- TEMPORARY DITCH CHECK 
- PERIMETER EROSION BARRIER 
- INLET AND PIPE PROTECTION 
- CONSTRUCTION LIMITS 
- STONE RIPRAP, CLASS A4, 16" W/ 6"  
BEDDING STONE AND FILTER FABRIC  
(SEE SHEETS 124 & 125) 