

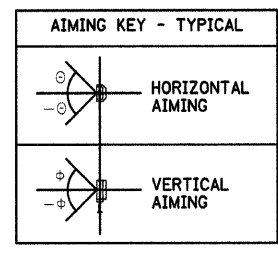
LUMINAIRE SCHEDULE					
FIXTURE #	MANUFACTURER, OR EQUAL	MODEL #	LAMP	BEAM ANGLE	COMMENTS
F1a	BEGA	7882 MH	ED-28MH	8/40°	FLAT BEAM, 250W
F1b	BEGA	7882 MH	ED-28MH	8/40°	FLAT BEAM, 250W, TURN VERTICAL
F2a	BEGA	7882 MH	ED-28MH	8/40°	FLAT BEAM, 250W, TURN VERTICAL
F2b	BEGA	7882 MH	ED-28MH	8/40°	FLAT BEAM, 250W
F3a	BEGA	7882 MH	ED-28MH	8/40°	FLAT BEAM, 250W
F3b	BEGA	7882 MH	ED-28MH	8/40°	FLAT BEAM, 250W, TURN VERTICAL
F4a	BEGA	7882 MH	ED-28MH	8/40°	FLAT BEAM, 250W, TURN VERTICAL
F4b	BEGA	7882 MH	ED-28MH	8/40°	FLAT BEAM, 250W
F5a	BEGA	7882 MH	ED-28MH	8/40°	FLAT BEAM, 250W, TURN VERTICAL
F5b	BEGA	7882 MH	ED-28MH	8/40°	FLAT BEAM, 250W, TURN VERTICAL
F5c	BEGA	7881 MH	ED-28MH	8°	NARROW BEAM, 250W, AIM TO DOUGLAS STATUE
F5d	BEGA	7881 MH	ED-28MH	8°	NARROW BEAM, 250W, AIM TO DOUGLAS STATUE
F6a	BEGA	7882 MH	ED-28MH	8/40°	FLAT BEAM, 250W
F6b	BEGA	7882 MH	ED-28MH	8/40°	FLAT BEAM, 250W
F6c	BEGA	7882 MH	ED-28MH	8/40°	FLAT BEAM, 250W, TURN VERTICAL
F6d	BEGA	7882 MH	ED-28MH	8/40°	FLAT BEAM, 250W, TURN VERTICAL
F7a	BEGA	7882 MH	ED-28MH	8/40°	FLAT BEAM, 250W
F7b	BEGA	7882 MH	ED-28MH	8/40°	FLAT BEAM, 250W
F7c	BEGA	7882 MH	ED-28MH	8/40°	FLAT BEAM, 250W, TURN VERTICAL
F7d	BEGA	7882 MH	ED-28MH	8/40°	FLAT BEAM, 250W, TURN VERTICAL

**GENERAL NOTE:**  
 AIMING ANGLES SHOWN ARE FOR INITIAL AIMING ONLY. FINAL AIMING SHALL BE ACCOMPLISHED AT NIGHT IN THE PRESENCE OF THE OWNER AND THE ENGINEER. WORK ASSOCIATED WITH OBTAINING FINAL AND ACCEPTABLE AIMING SHALL BE CONSIDERED A PART OF THE WORK AND WILL NOT BE CONSIDERED FOR EXTRA PAYMENT

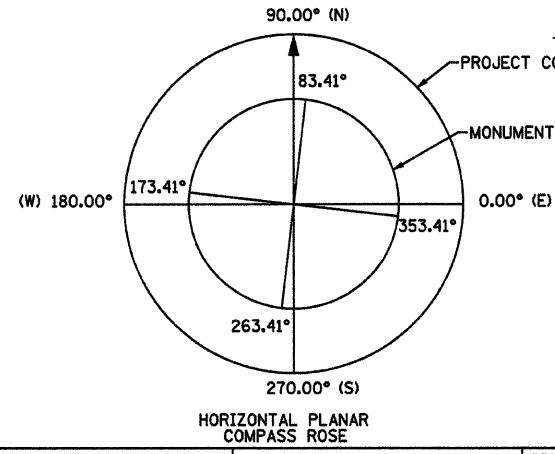
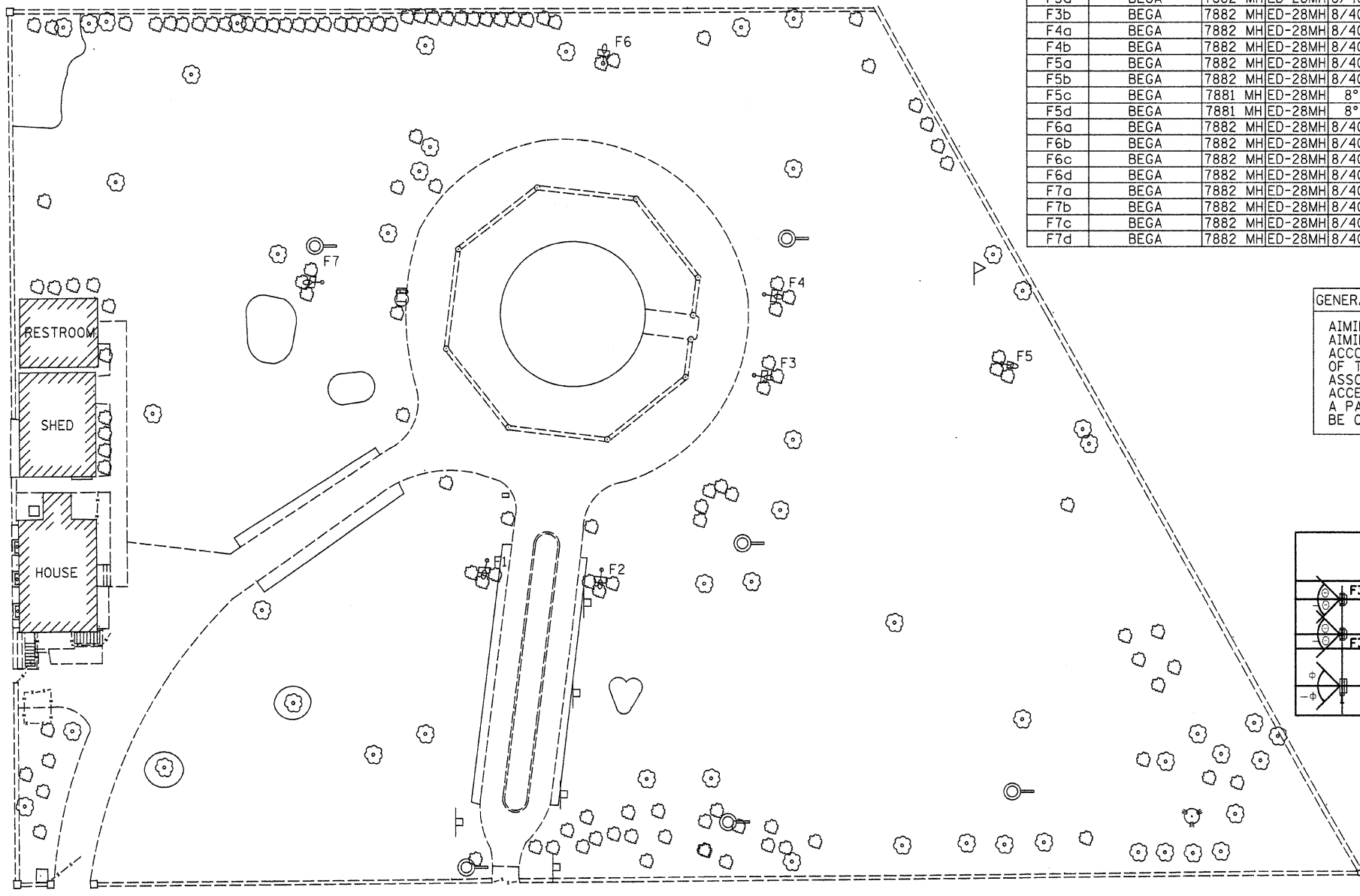
AIMING KEY F6a, F6b F6c, F6d				
	F6a	F6b	F6c	F6d
HORIZONTAL AIMING	5°	9°	7°	7°
VERTICAL AIMING	3°	6°	15°	28.5°

AIMING KEY F7a, F7b F7c, F7d				
	F7a	F7b	F7c	F7d
HORIZONTAL AIMING	4°	8°	7°	7°
VERTICAL AIMING	3°	6°	18°	18°

AIMING KEY F3a, F3b F4a, F4b				
	F3a	F3b	F4a	F4b
HORIZONTAL AIMING	16°	19°	5°	2°
VERTICAL AIMING	3.5°	18°	28°	8°



THE "a", "b", "c", AND "d" DESIGNATIONS ON THE AIMING KEYS REPRESENT THE INDIVIDUAL LIGHT FIXTURES AS DIRECTED TOWARD THE MONUMENT. THE "a" AND "c" DESIGNATIONS REPRESENT THE RIGHT LOWER AND HIGHER FIXTURES, RESPECTIVELY. THE "b" AND "d" DESIGNATIONS REPRESENT THE LEFT LOWER AND HIGHER FIXTURES, RESPECTIVELY, AS YOU FACE THE FRONT OF THE FIXTURE.



MONUMENT CARDINAL POINTS ARE ROTATED 6.59° CLOCKWISE FROM PROJECT CARDINAL POINTS. SEE HORIZONTAL PLANAR COMPASS ROSE  
 ANGLES SHOWN IN THE AIMING KEYS ARE IN RELATION TO THE PROJECT CARDINAL POINTS

AIMING KEY F1a, F1b F2a, F2b				
	F1a	F1b	F2a	F2b
HORIZONTAL AIMING	18°	20°	4°	
VERTICAL AIMING	3°	32.5°	19°	6°

AIMING KEY F5a, F5b F5c, F5d				
	F5a	F5b	F5c	F5d
HORIZONTAL AIMING	7°	7°	7°	7°
VERTICAL AIMING	18°	18°	36°	36°

FILE NAME =	USER NAME = #USER#	DESIGNED - R.H.D	REVISED -	<b>STATE OF ILLINOIS DEPARTMENT OF TRANSPORTATION</b>	<b>LIGHT AIMING CHARTS STEPHEN DOUGLAS TOMB STATE HISTORIC SITE</b>	F.A. RTE.	SECTION	COUNTY	TOTAL SHEETS	SHEET NO.		
#FILE#		DRAWN - J.H.F.	REVISED -			SCALE: 1" = 20'	SHEET NO. 7 OF 11 SHEETS	STA.	TO STA.	FED. ROAD DIST. NO.	ILLINOIS FED. AID PROJECT	
		CHECKED - T.T.P.	REVISED -							COOK	11	7
		DATE - 5/12/10	REVISED -							CONTRACT NO. 46137		