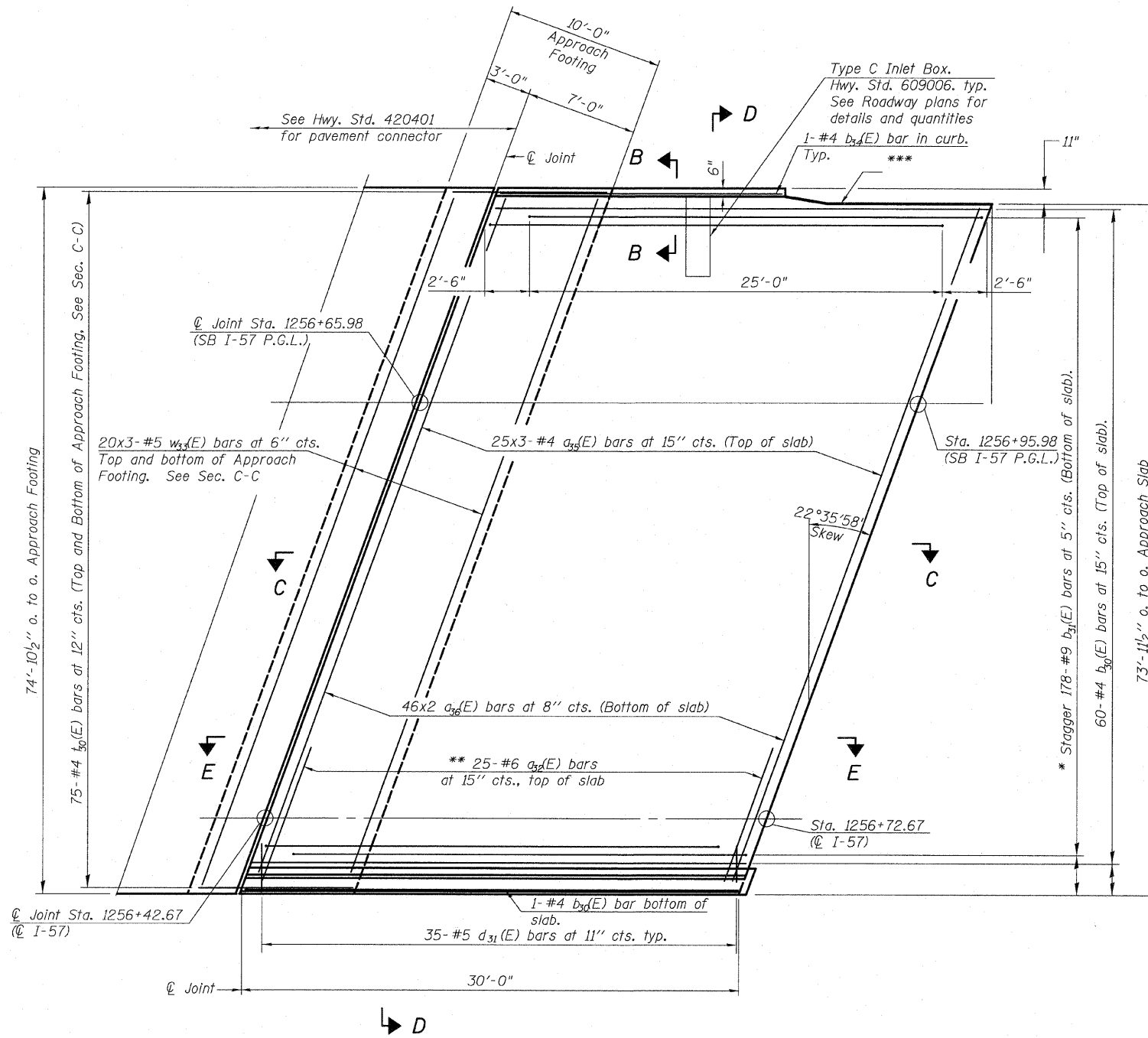


STATE OF ILLINOIS  
DEPARTMENT OF TRANSPORTATION

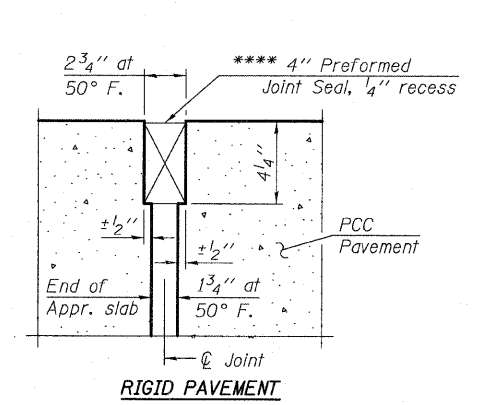
Notes:  
See sheet 28 of 68 for Sections C-C & D-D and View E-E.  
 $a_{33}(E)$  and  $a_{34}(E)$  bar spacings measured along  $\text{C.Rdwy.}$   
Order  $a_{33}(E)$ ,  $a_{34}(E)$ ,  $b_{30}(E)$  and  $b_{31}(E)$  bars full length. Cut in field to fit Type C Inlet Box, Hwy. Standard 609006.



PLAN

\* Tilt #9  $b_{31}(E)$  bars as required to maintain clearance.  
\*\* Space between  $a_{35}(E)$  bars, typ. each parapet.  
\*\*\* Closed cell joint filler according to Article 1051.08 of the Std. Specifications: full depth of slab, full length of parapet. Typ. each parapet.

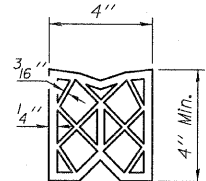
\*\*\*\* Cost included with Concrete Superstructure.



DETAIL A

Minimum Bar Laps

#4 Bar 2'-11"  
#5 Bar 3'-3"



PREFORMED JOINT SEAL

WEST APPROACH SLAB SB I-57 - 1  
STRUCTURE NO. 016-1251

TYLIN INTERNATIONAL	DESIGNED - JMA	REVISIONS		SHEET NO. 27	F.A.I. RTE.	SECTION	COUNTY	TOTAL SHEETS	SHEET NO.								
	CHECKED - SP,	NAME	DATE							57	1414.2B	COOK	516	272			
	DRAWN - JMA																
	CHECKED - SP,PDF														CONTRACT NO. 60J27		
	DATE - 03/18/10														FED. ROAD DIST. NO. 1   ILLINOIS   FED. AID PROJECT		