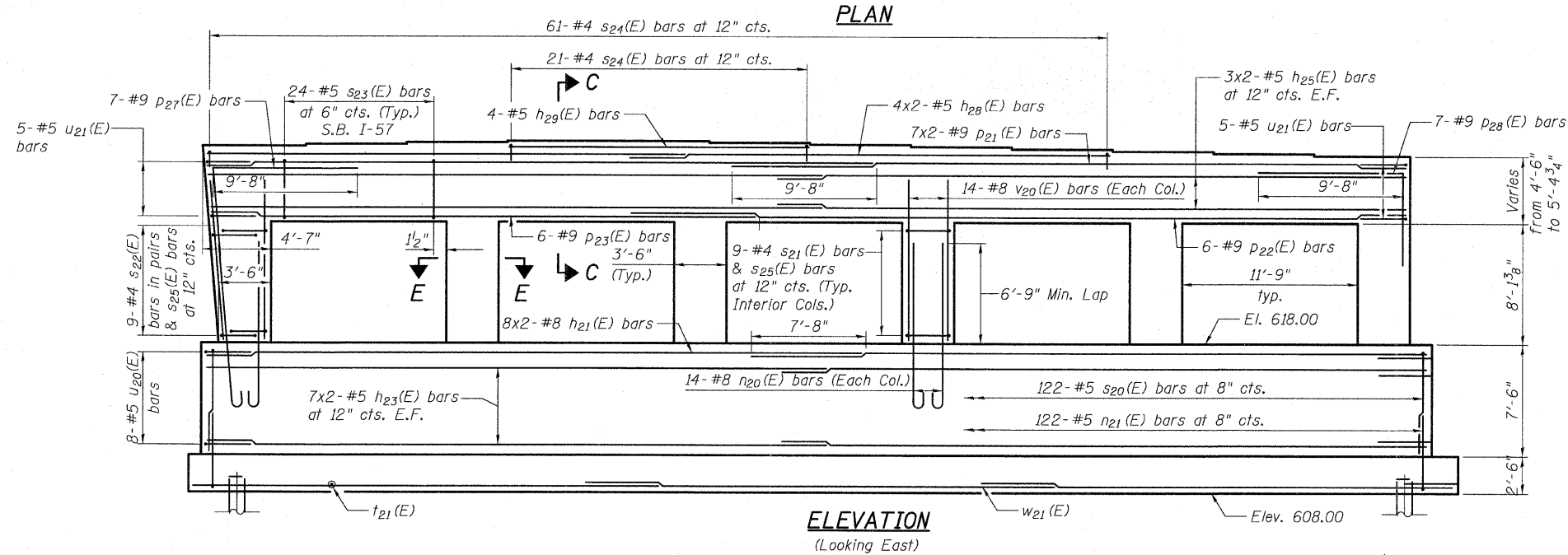
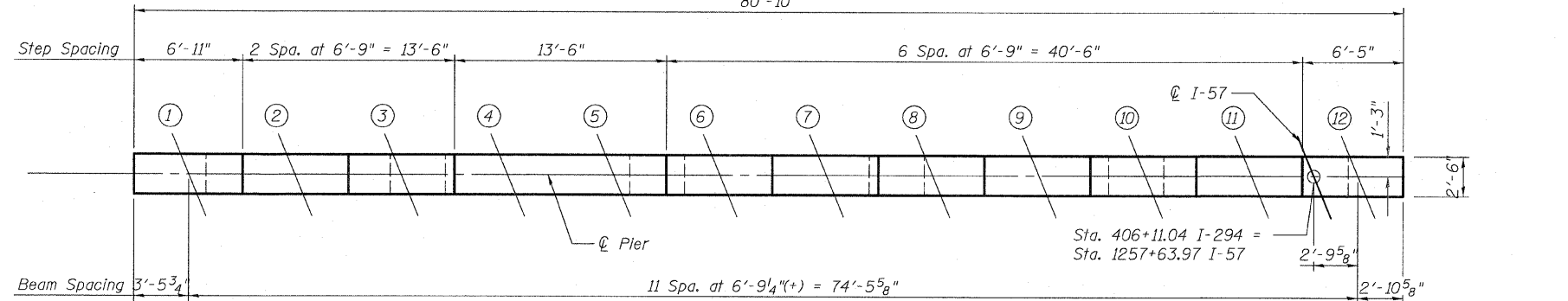
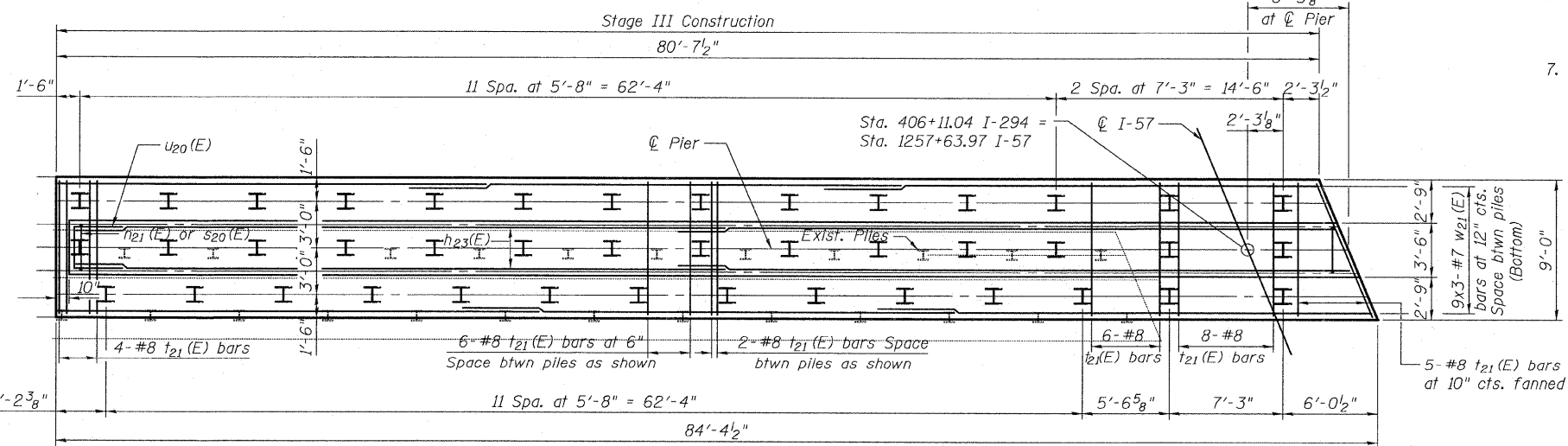


STATE OF ILLINOIS
DEPARTMENT OF TRANSPORTATION
80'-10"



NOTES:

- Contractor may adjust pile spacing to miss existing piles subject to approval by the Engineer.
- Existing Steel piles shall be cut-off 1 foot below bottom of proposed footing. Cost included with "Removal of Existing Structures."
- Space reinforcement in cap to miss anchor bolts.
- Pour steps monolithically with cap.
- For details of piles see Sheet 55 of 68.
- For sections, end view, anchor bolt layout, reinforcing details and Bill of Material see Sheet 54 of 68.
- Bars indicated thus 20x3-#5 etc. indicates 20 lines of bars with 3 lengths per line.



MINIMUM BAR LAPS

Bar	Lap
#5	3'-3"
#7	5'-2"
#8	6'-9"
#8	*7'-8"
#9	8'-7"
#9	*9'-8"

*Top bar lap

SEAT ELEVATIONS

Beam No.	1	2	3	4	5	6	7	8	9	10	11	12
Elevation	631.18	631.30	631.42	631.51	631.51	631.41	631.29	631.16	631.02	630.89	630.75	630.61
Step Height	1 1/2"	1 1/2"	1 1/8"	0"	1 1/4"	1 1/2"	1 1/2"	1 5/8"	1 1/2"	1 5/8"	1 5/8"	1 5/8"

FOOTING PLAN

**PIER 1 PLAN AND ELEVATION - 2
STRUCTURE NO. 016-1251**

TYLIN INTERNATIONAL

DESIGNED - PK	REVISIONS	
CHECKED - SP,	NAME	DATE
DRAWN - PK		
CHECKED - SP,PDF		
DATE - 03/18/10		

SHEET NO. 51
68 SHEETS

F.A.I R.T.E.	SECTION	COUNTY	TOTAL SHEETS	SHEET NO.
57	1414.2B	COOK	516	296
CONTRACT NO. 60J27				
FED. ROAD DIST. NO. 1 ILLINOIS FED. AID PROJECT				