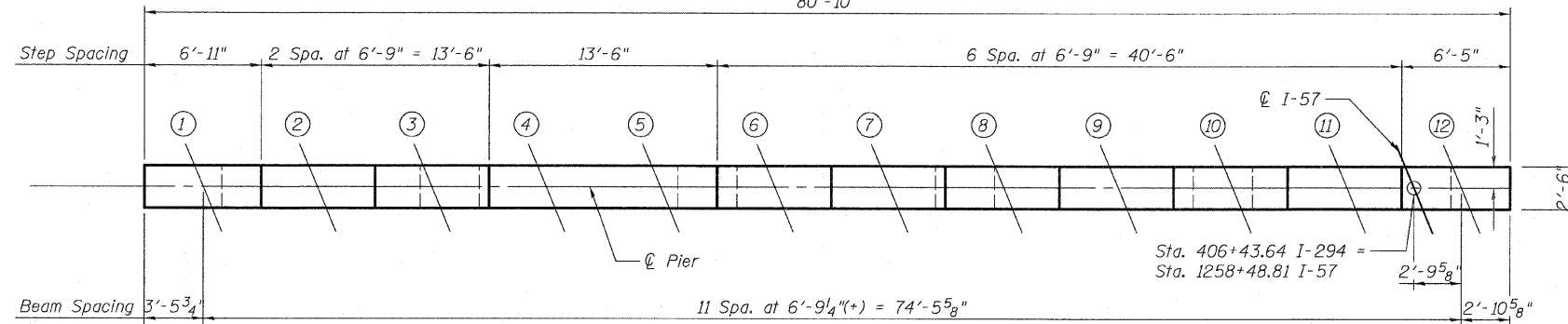
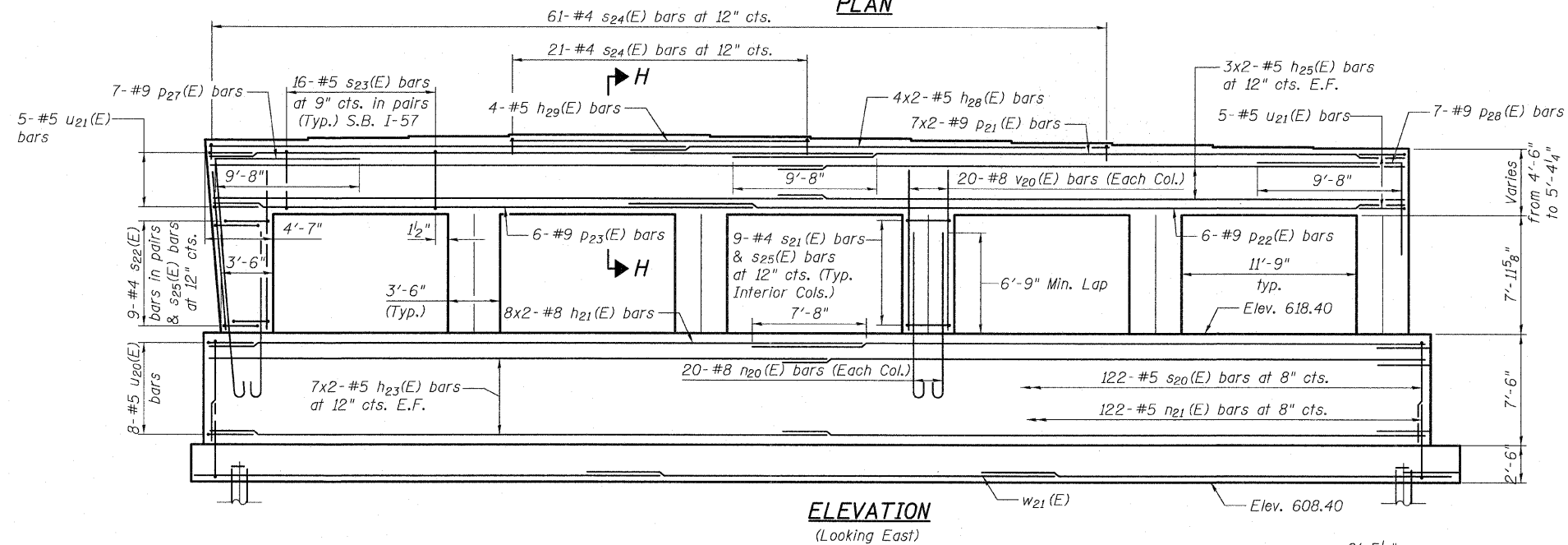


STATE OF ILLINOIS
DEPARTMENT OF TRANSPORTATION
80'-10"



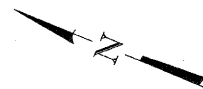
PLAN



ELEVATION
(Looking East)

NOTES:

- Contractor may adjust pile spacing to miss existing piles subject to approval by the Engineer.
- Existing Steel piles shall be cut-off 1 foot below bottom of proposed footing. Cost included with "Removal of Existing Structures."
- Space reinforcement in cap to miss anchor bolts.
- Pour steps monolithically with cap.
- For details of piles see Sheet 55 of 68.
- For sections, end view, anchor bolt layout, reinforcing details and Bill of Material see Sheet 54 of 68.
- Bars indicated thus 20x3-#5 etc. indicates 20 lines of bars with 3 lengths per line.



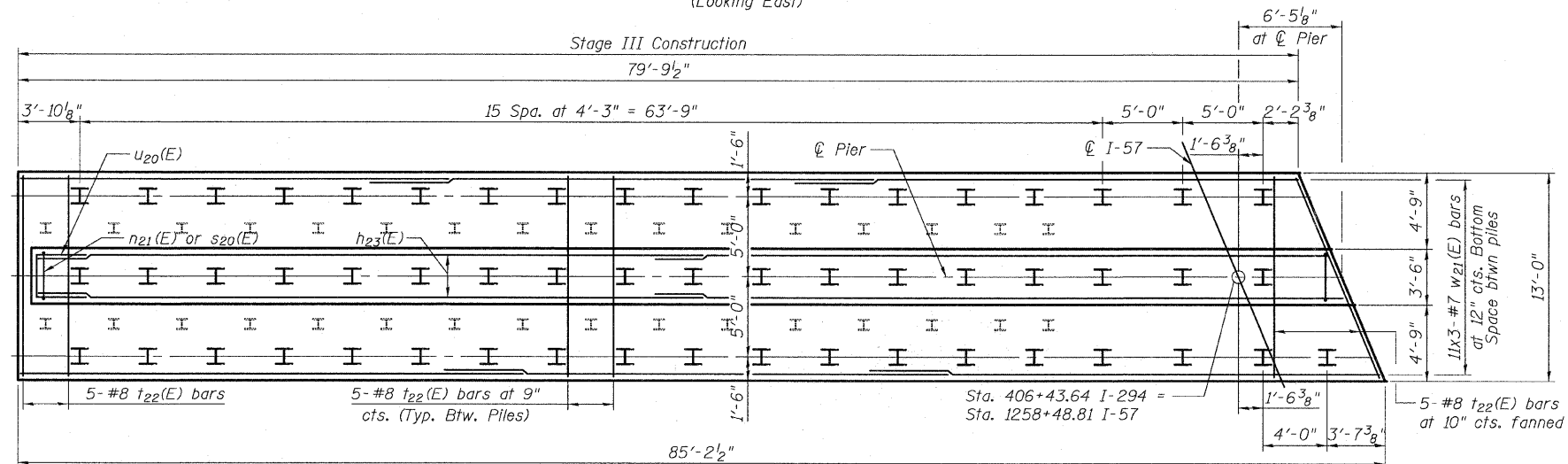
MINIMUM BAR LAPS

Bar	Lap
#5	3'-3"
#7	5'-2"
#8	6'-9"
#8	*7'-8"
#9	8'-7"
#9	*9'-8"

*Top bar lap

SEAT ELEVATIONS

Beam No.	1	2	3	4	5	6	7	8	9	10	11	12
Elevation	631.37	631.50	631.62	631.72	631.72	631.63	631.52	631.39	631.26	631.13	631.00	630.87
Step Height	1 1/2"	1 1/2"	1 1/4"	0"	1 1/8"	1 3/8"	1 1/2"	1 1/2"	1 1/2"	1 1/2"	1 1/2"	1 5/8"



FOOTING PLAN

PIER 2 PLAN AND ELEVATION - 2
STRUCTURE NO. 016-1251

TYLIN INTERNATIONAL

DESIGNED - PK	REVISIONS
CHECKED - SP,	NAME
DRAWN - PK	DATE
CHECKED - SP,PDF	
DATE - 03/18/10	

SHEET NO. 53	F.A.I. RTE. 57	SECTION 1414.2B	COUNTY COOK	TOTAL SHEETS 516	SHEET NO. 298
68 SHEETS	CONTRACT NO. 60J27		FED. ROAD DIST. NO. 1 ILLINOIS FED. AID PROJECT		

P:\60254067-294\STRUCTURAL\I-57 OVER 1294\0161251-60J27-053-PIER2-EL2.dwg 3/17/2010