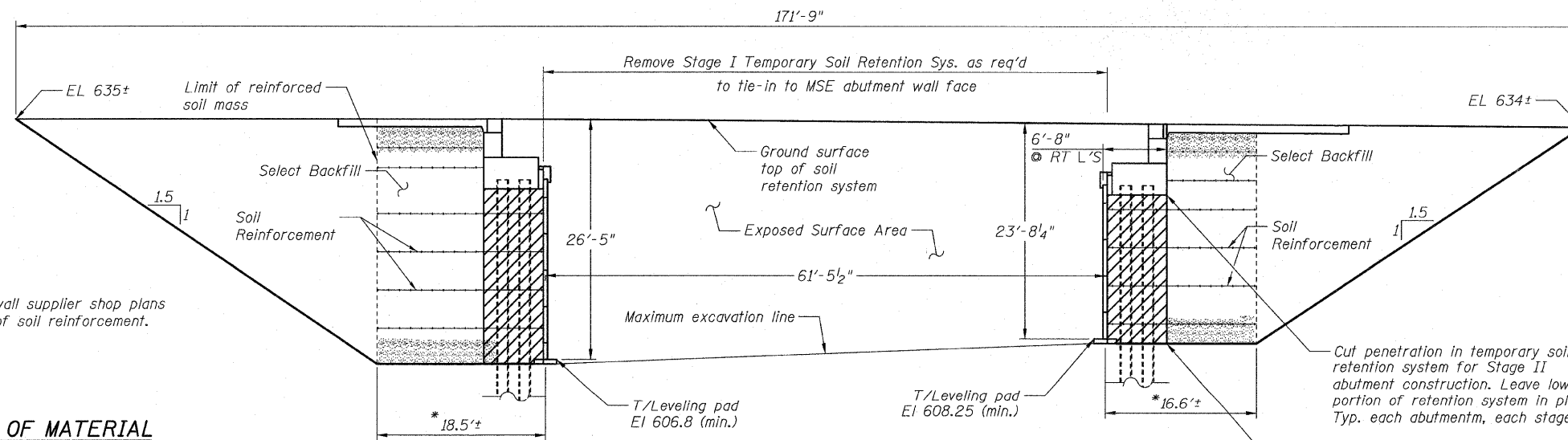
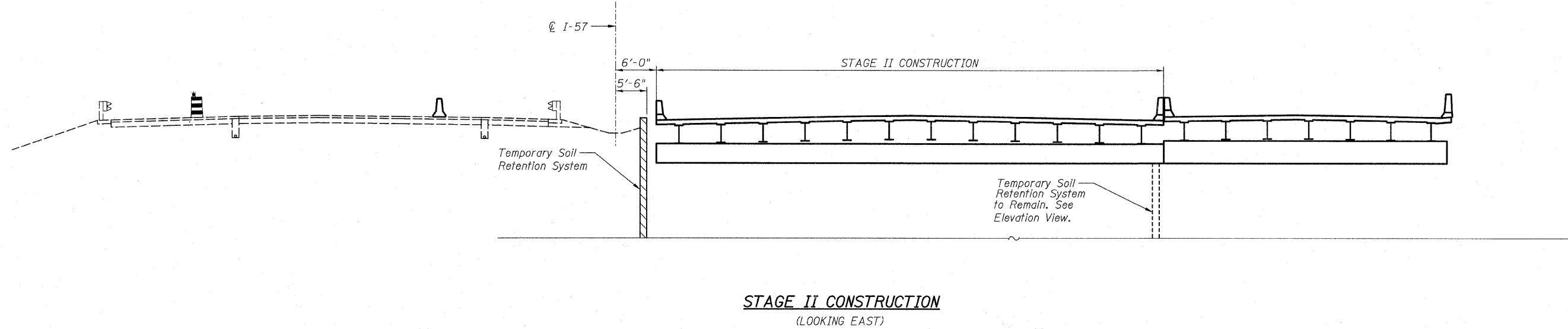
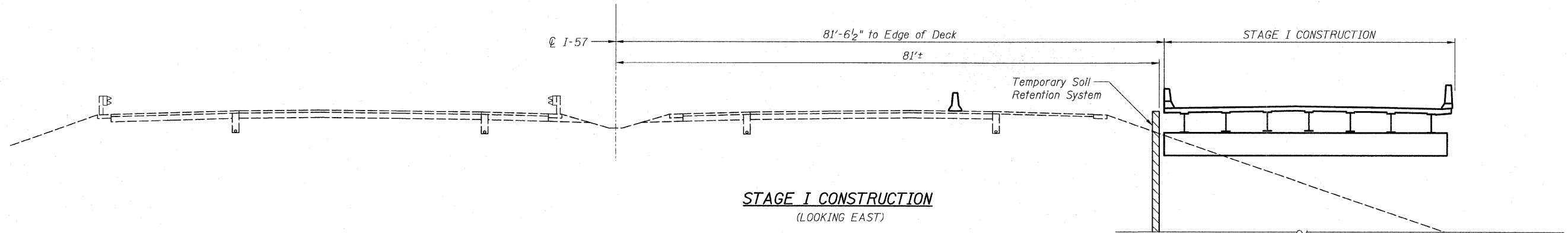


STATE OF ILLINOIS
DEPARTMENT OF TRANSPORTATION



* See MSE wall supplier shop plans for limit of soil reinforcement.

BILL OF MATERIAL

ITEM	UNIT	TOTAL
Temporary Soil Retention System	Sq Ft	6820

TEMPORARY SOIL RETENTION ELEVATION

(LOOKING NORTH)
Stage I Retention shown. Stage II Retention similar.

NOTES

1. A cantilevered sheet piling design does not appear feasible and additional members or other retention systems may be necessary. The Contractor shall submit a temporary soil retention system design including plan details and calculations for review and acceptance by the engineer.

**TEMPORARY SOIL RETENTION SYSTEM
STRUCTURE NO. 016-1252**

TYLIN INTERNATIONAL

DESIGNED	AMD	REVISIONS	
CHECKED	AMD	NAME	DATE
DRAWN	MRB		
CHECKED	AMD		
DATE	03/18/10		

SHEET NO. 4
62 SHEETS

F.A.I RTE.	SECTION	COUNTY	TOTAL SHEETS	SHEET NO.
57	1414.2B	COOK	516	317
CONTRACT NO. 60J27				
FED. ROAD DIST. NO. 1 ILLINOIS FED. AID PROJECT				

P:\60254067-294\STRUCTURAL\I-57-OVER-RAMP.B\final\submit\03-17-2010\final\submit\03172010\0161252-60J27-004-STAGE-CONST2.dgn 9:59:38 AM 3/18/2010