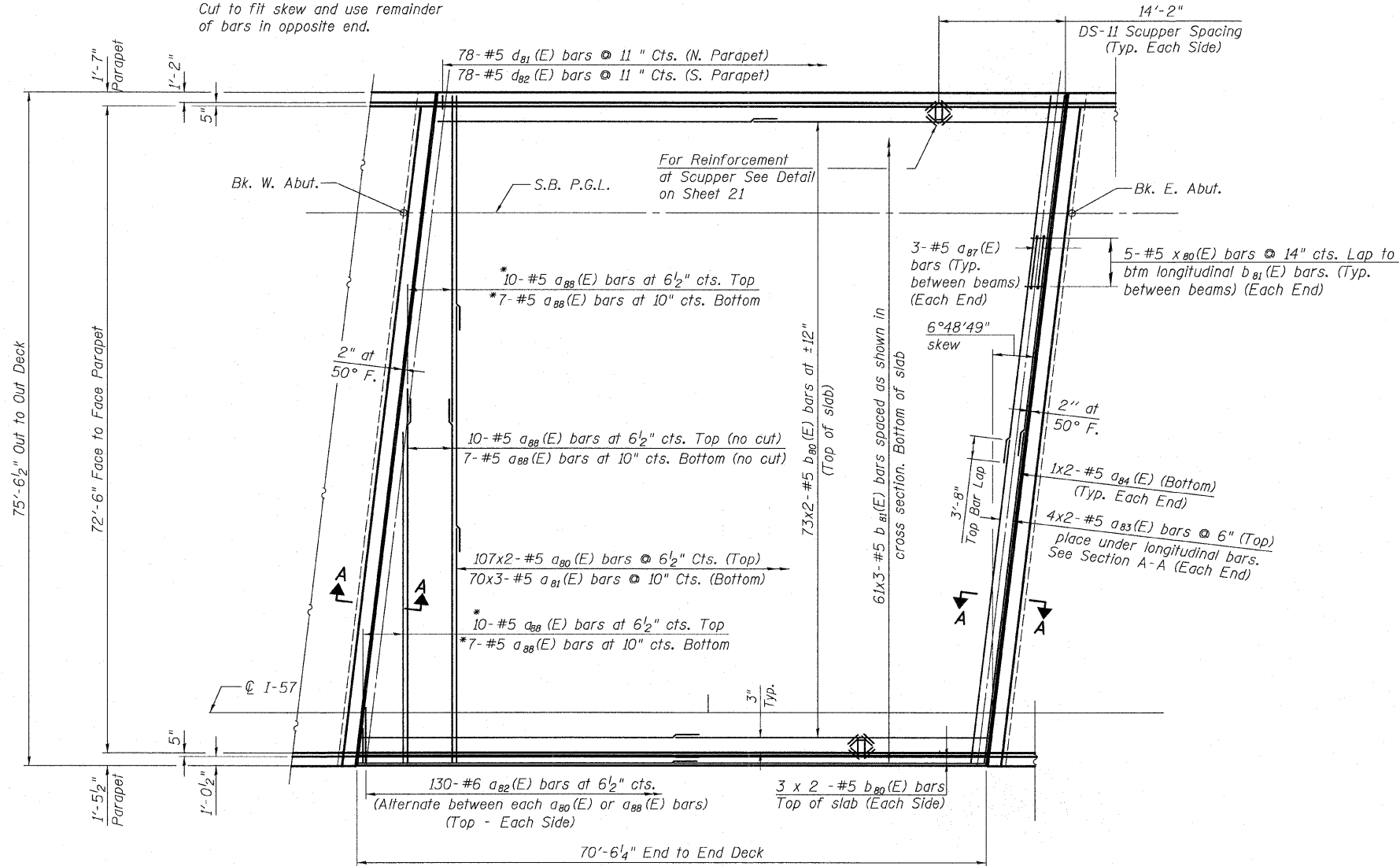
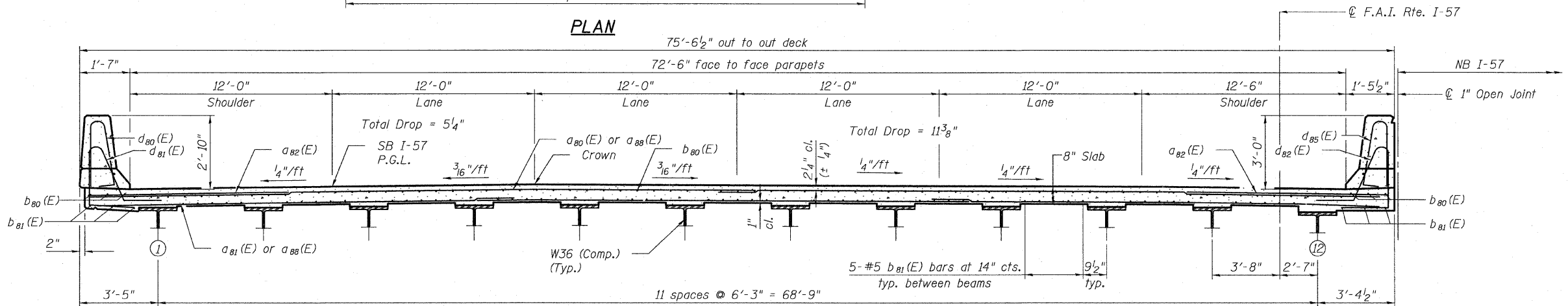


STATE OF ILLINOIS
DEPARTMENT OF TRANSPORTATION

* Order $a_{88}(E)$ bars full length.
Cut to fit skew and use remainder
of bars in opposite end.



PLAN



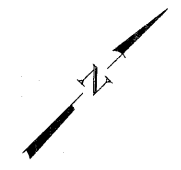
CROSS SECTION
(Looking East)

MINIMUM BAR LAPS

Bar	Lap
#5	3'-3"
#5	3'-8" (Top)

Notes:

1. See Sheet 21 of 62 for superstructure details and Bill of Material.
2. Bars indicated thus 20 x 3-#5 etc. indicates 20 lines of bars with 3 lengths per line.
3. See Sheet 20 of 62 for parapet reinforcement.
4. Dimensions are based on a rolled rail strip seal joint. If the Contractor elects to use the Welded Rail Strip Seal Joint, deck dimensions may require adjustments to satisfy the details on expansion joint detail sheet.
5. Cut longitudinal bars to clear drainage scuppers.



TYLIN INTERNATIONAL

DESIGNED	DY	REVISIONS	
CHECKED	AD,LS	NAME	DATE
DRAWN	DY,EI		
CHECKED	LS,SP,PDF		
DATE	03/18/10		

SHEET NO. 17

62 SHEETS

F.A.I. RTE.	SECTION	COUNTY	TOTAL SHEETS	SHEET NO.
57	1414.2B	COOK	516	330
CONTRACT NO. 60J27				
FED. ROAD DIST. NO. 1 ILLINOIS FED. AID PROJECT				

P:\60254057-294\STRUCTURAL\I-57 OVER RAMP B\Final\submit\03-17-2010\Final\submit\03172010\0161252-60J27-017-SUPER_SB.dgn 3/18/2010 9:53:58 AM