
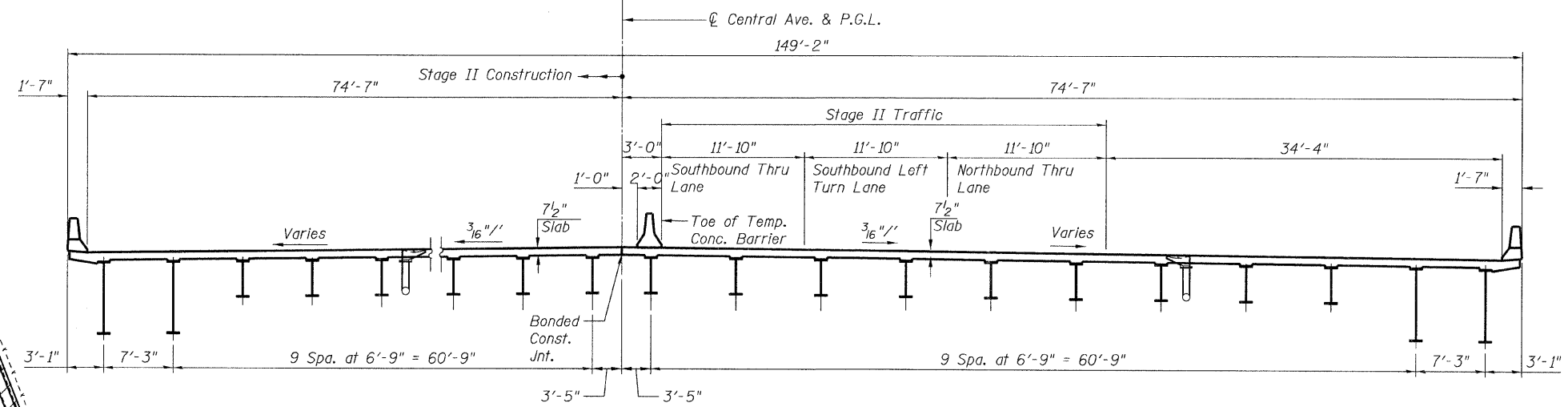
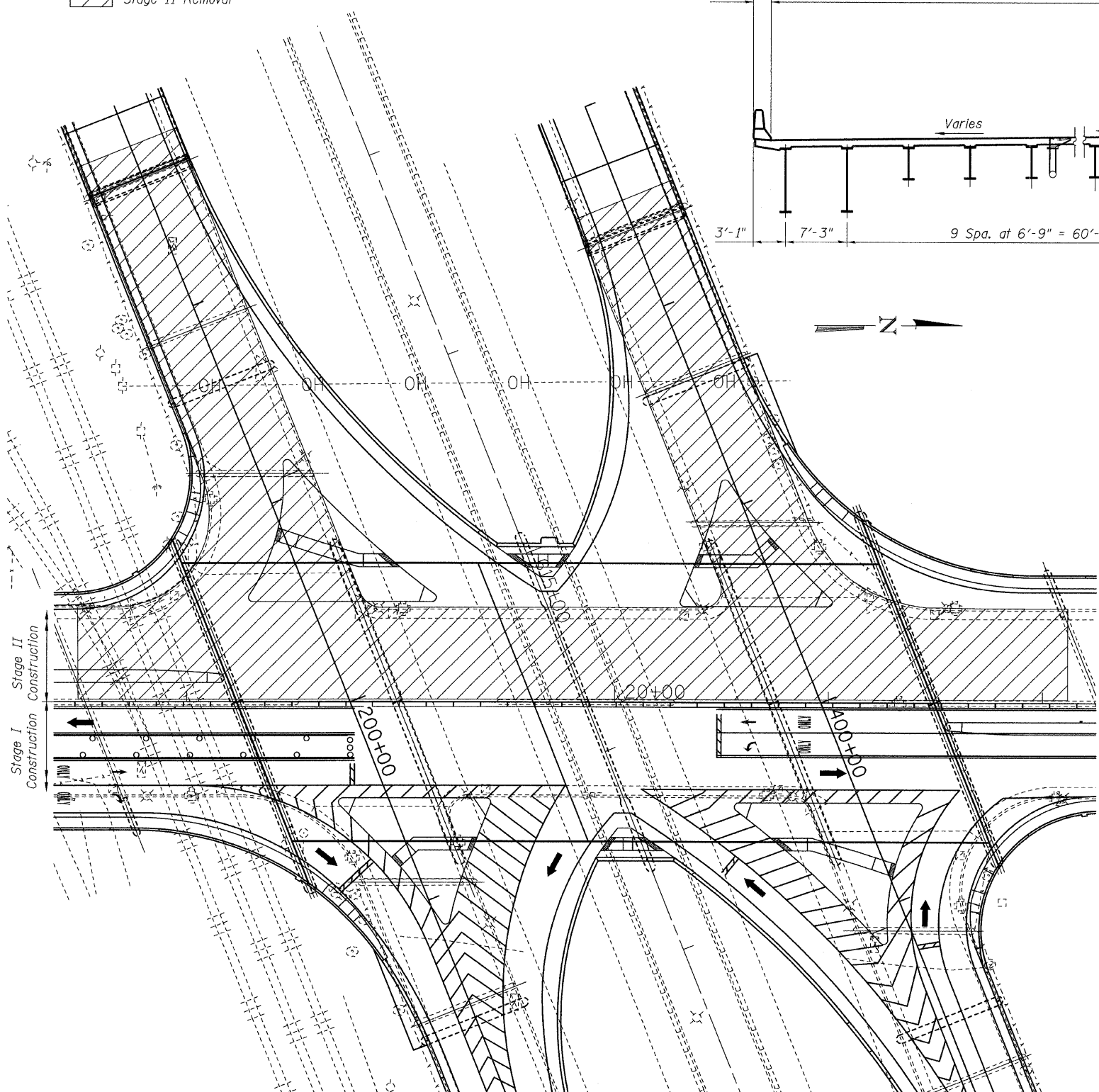


STATE OF ILLINOIS
DEPARTMENT OF TRANSPORTATION

LEGEND

 Stage II Removal



STAGE II

Stage II is the construction of the west half of the new SPUI, which includes the rehabilitation of the Southbound lanes of Central Ave-Bridge (main line) and removal and reconstruction of Ramp 1 and 2.

STAGE II REMOVAL

1. Install temporary concrete barrier as shown and divert traffic to the constructed portion of the new bridge.
2. Ramps 1 and 2 will be closed, Ramps 3 and 4 will be open for traffic.
3. A left turn lane will be maintained along Central Avenue for access to the eastbound I-55 (Ramp 3).
4. Remove remainder of Central Avenue superstructure.
5. Remove Superstructure Spans R1-4 and R1-5 of Ramp 1 and for Spans R2-4 and R2-5 of Ramp 2.
6. Remove concrete deck for Spans R1-1, R1-2 and R1-3 of Ramp 1 and for Spans R2-1, R2-2 and R2-3 of Ramp 2.
7. Remove existing structural steel diaphragms at existing expansion joints in spans R1-1 and R1-3 of Ramp 1 and for spans R2-1 and R2-3 of Ramp 2.
8. Remove existing Piers 4 and 5 in Ramps 1 and 2.
9. Jack existing structural steel at the west side of Pier 3 in Ramps 1 and Ramp 2.
10. Shore existing structural steel at C-Abut 1 in span 6 (S.N. 016-3241) and at C-Abutment 4 in span (S.N. 016-3240) with in limits of stage II.
11. Remove existing concrete Pier 3 in Ramps 1 and 2.
12. Remove the backwall of the existing West Abutments of Ramps 1 and 2.
13. Remove remainder of C-Abutments 1 and 4 above the crashwall.
14. Remove remainder of C-Abutments 2 and 3.
15. Remove remainder of C-Abutment 1, 2, 3 and 4 wingwalls.
16. Remove the West Circular edge of Pier 6 (See Sheet S2-10).

STAGE II CONSTRUCTION

1. Reconstruct and widen remainder portions of C-Abutments 1,2,3 and 4.
2. Reconstruct and widen remainder of pier 6.
3. Reconstruct backwalls of West Abutments at Ramps 1 and 2.
4. Reconstruct Pier 3 in both Ramps 1 and 2.
5. Construct Pier N4 in both Ramps 1 and 2.
6. Erect new structural steel diaphragms to replace the remainder existing diaphragms at existing expansion joints.
7. Replace remainder of existing expansion bearings with elastomeric bearings.
8. Paint existing structural steel beams and diaphragms in Spans R1-3, R1-4 and R1-5 of Ramp 1 and in Spans R2-3, R2-4 and R2-5 of Ramp 2.
9. Erect new structural steel beams, girders, cross frames and diaphragms.
10. Construct new concrete deck, islands and parapets.
11. Install expansion joints at C-Abutments 1 and 4.
12. Install expansion joints at Pier 3 and West Abutments for Ramps 1 and 2.
13. Backfill behind west Abutments in Ramps 1 and 2 for construction of approach slab.
14. Remove temporary shoring at C. Abutments and 4 and at pier 3 for Ramps 1 and 2.

THIS SHEET FOR INFORMATION ONLY

**STAGE II CONSTRUCTION
STRUCTURE NO. 016-0724**

TYLIN INTERNATIONAL

DESIGNED - EMK	REVISIONS	
CHECKED - AMD,	NAME	DATE
DRAWN - EMK		
CHECKED - AMD,		
DATE - 08/02/10		

SHEET NO. 9 137 SHEETS	F.A.I. RTE. 55	SECTION 0711.2R & 1011.1BR	COUNTY COOK	TOTAL SHEETS 200	SHEET NO. 39
	CONTRACT NO. 60L39			FED. ROAD DIST. NO. 1 ILLINOIS FED. AID PROJECT	

8/2/2010 p:\01345\beam and bearing fabrication\15522stage2.dgn 2:22:41 PM