STATE OF ILLINOIS
DEPARTMENT OF TRANSPORTATION

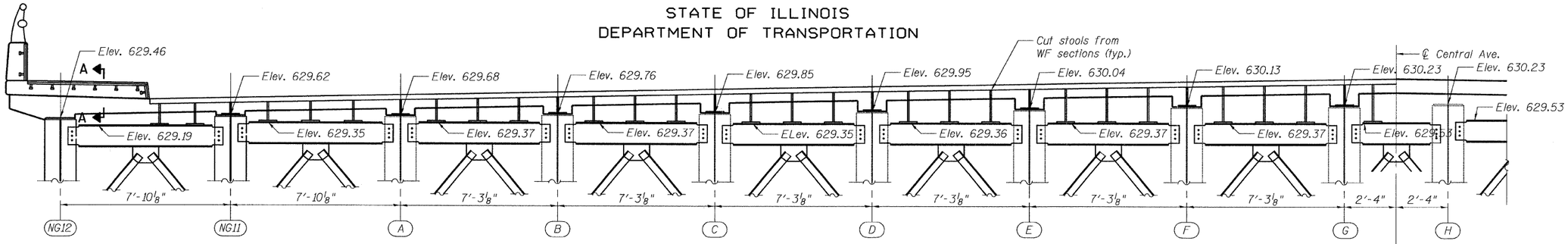

CROSS FRAME DIAPHRAGMS AT PIER 9

(Span 14, Looking North)

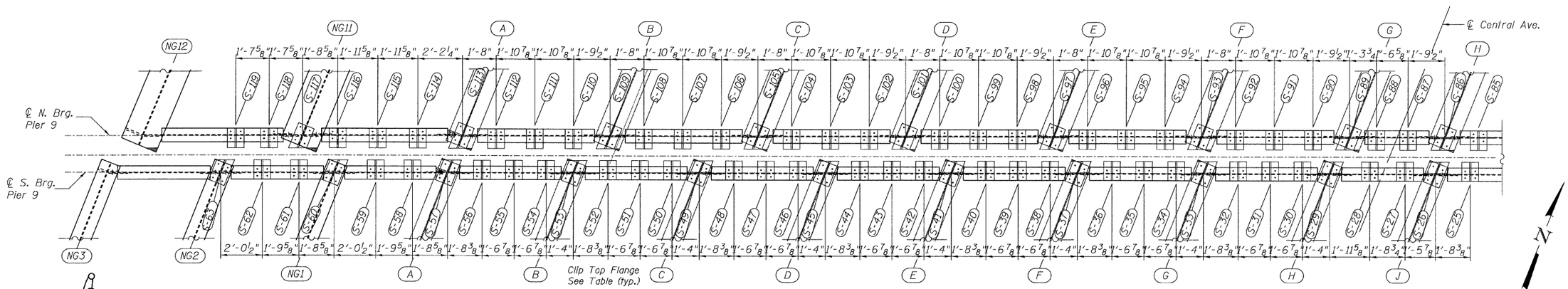

PLAN

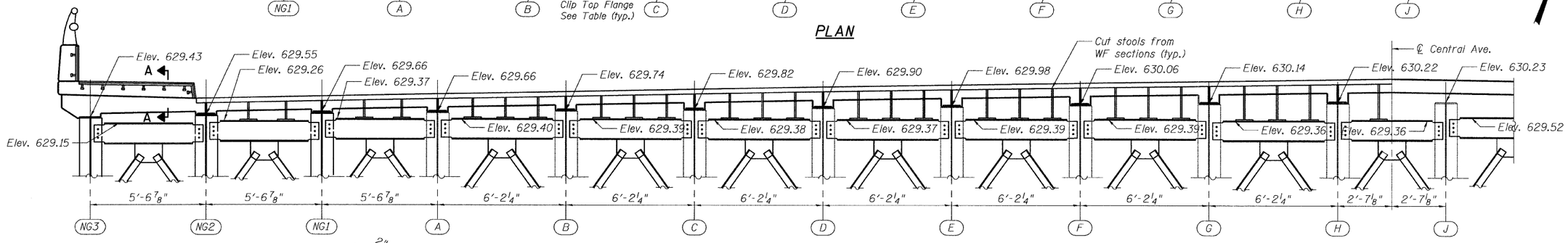

CROSS FRAME DIAPHRAGMS AT PIER 9

(Span 13, Looking North)

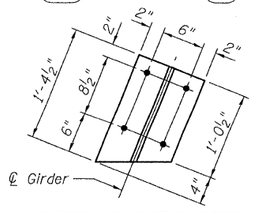

STOOLS OVER GIRDERS

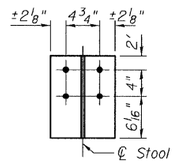

STOOLS OVER DIAGHRAGMS

STOOLS DIMENSIONS

(Stools shall be fabricated from 3/4" plates.)

NOTES:

1. For Section A-A, see Sheet 15.
2. Holes in new diaphragms are to be field drilled using holes in existing connection as template.
3. According to existing plans, the end diaphragm is level. The contractor shall verify in Field before ordering Materials.

FINGER PLATE PLAN & SECTIONS - WEST
STRUCTURE NO. 016-3240

T·Y·LIN INTERNATIONAL

DESIGNED	-	DY, LS	
CHECKED	-	AMD, LS	
DRAWN	-	DY, LS	
CHECKED	-	AMD, LS	
DATE	-	08/02/10	

REVISIONS

NAME	DATE

SHEET NO. 14
33 SHEETS

F.A.I RTE.	SECTION	COUNTY	TOTAL SHEETS	SHEET NO.
55	0711.2R & 1011.1BR	COOK	200	181
		CONTRACT NO. 60L39		
FED. ROAD DIST. NO. 1	ILLINOIS	FED. AID PROJECT		

8/2/2010

p:\01345\beam and bearing fabrication\55c3finger west.dgn 1:59:04 PM

\\HRS-Stinnegwest.dgn 8/3/2010 1:55:04 PM