




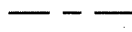









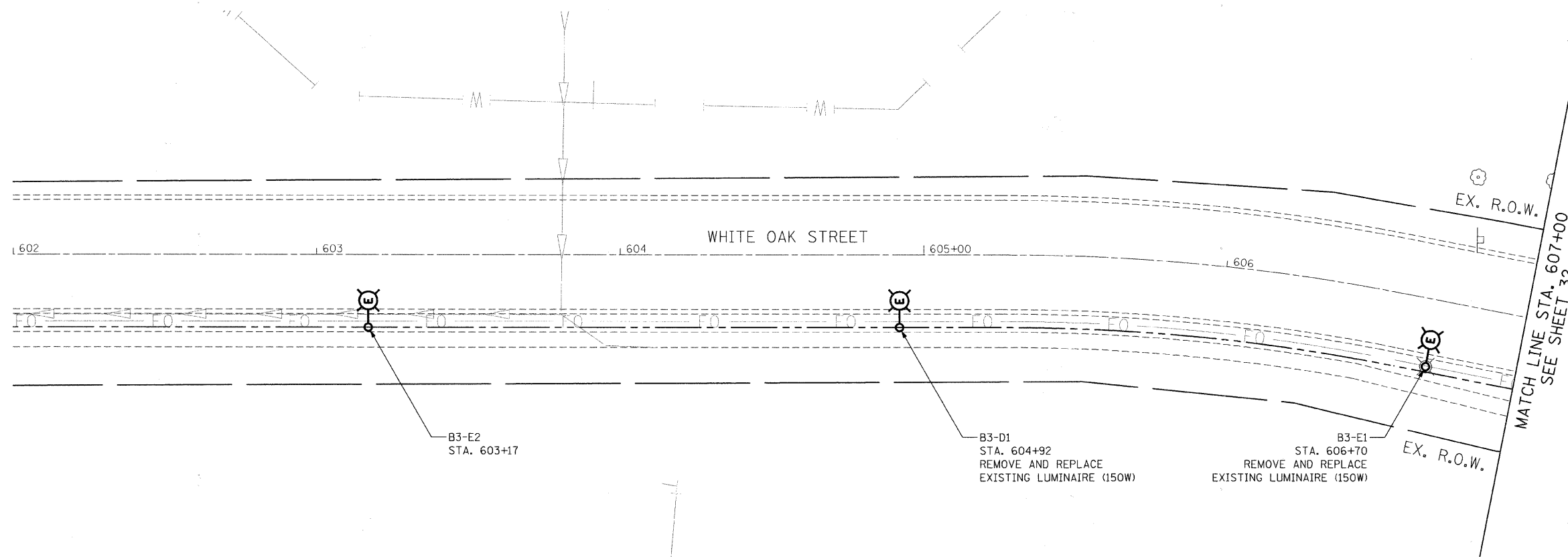


LEGEND

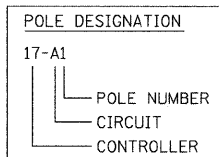
-  INSTALL LIGHT POLE, ALUMINUM, 47.5' M.H., 12' MAST ARM AND 400W HPS LUMINAIRE WITH LIGHT POLE FOUNDATION METAL, 15" BOLT CIRCLE, 10" X 8' UNLESS NOTED OTHERWISE
-  INSTALL LIGHT POLE, ALUMINUM, 30' M.H., 12' MAST ARM AND 150W HPS LUMINAIRE WITH LIGHT POLE FOUNDATION METAL, 11.5" BOLT CIRCLE, 8-5/8" X 6' UNLESS NOTED OTHERWISE
-  INSTALL LIGHT POLE, ALUMINUM, 30' M.H., 8' MAST ARM AND 150W HPS LUMINAIRE WITH LIGHT POLE FOUNDATION METAL, 11.5" BOLT CIRCLE, 8-5/8" X 6' UNLESS NOTED OTHERWISE
-  INSTALL LIGHT POLE, ALUMINUM, 30 FT. M.H., TENON MOUNT - TWIN AND 150W HPS LUMINAIRE WITH LIGHT POLE FOUNDATION METAL, 11.5" BOLT CIRCLE, 8-5/8" X 6' UNLESS NOTED OTHERWISE
-  PROPOSED LIGHTING CONTROLLER, 240/480V, 100A
-  5-1/2" NO. 2 AND 1/2" NO. 4 GROUND, 600V (EPR-TYPE RHW) IN CONDUIT INSTALLED, 1 1/2" DIA., NON-METALLIC
-  UNIT DUCT, WITH 4-1/2" NO. 2 AND 1/2" NO. 4 GROUND, 600V (EPR-TYPE RHW) 1 1/2" DIA. POLYETHYLENE
-  GALVANIZED STEEL CONDUIT, PUSHED, 3" DIAMETER, LENGTH AS NOTED

-  EXISTING MAST ARM AND LUMINAIRE (TO BE REMOVED BY OTHERS)
-  REMOVAL OF EXISTING LIGHTING UNIT, NO SALVAGE REMOVE LIGHT POLE FOUNDATION, PARTIAL
-  REMOVAL OF EXISTING LIGHTING UNIT, SALVAGE. REMOVE LIGHT POLE FOUNDATION, PARTIAL
-  PRIVATE LIGHTING UNIT TO REMAIN
-  EXISTING LIGHTING UNIT TO REMAIN
-  RIGHT-OF-WAY
-  HANDHOLE



NOTES:

1. ALL POLES SHALL BE OFFSET 6' FROM THE EDGE OF PAVEMENT TO THE CENTER OF FOUNDATION, UNLESS OTHERWISE NOTED.
2. EXISTING LUMINAIRES SHALL REMAIN IN SERVICE UNTIL THE NEW LIGHTING SYSTEM IS OPERATIONAL.
3. INSTALL OFFSET POLE FOUNDATION.
4. INSTALL LUMINAIRE SHIELD.
5. INSTALL LIGHT POLE FOUNDATION, 24" DIAMETER WITH THREE RACEWAYS.



FILE NAME = m:\p\c\3379\design\proposel\plan\3379-Prop31X.dgn



Ciorba Group, Inc.
CONSULTING ENGINEERS
5607 North Cumberland Avenue, Suite 402
Chicago, Illinois 60656
Tel. 773.775.4009 Fax 773.775.4014

USER NAME = jvondra	DESIGNED - RJR	REVISED -
DRAWN - RJR	CHECKED - JMV	REVISED -
PLOT SCALE = 20.0000' / IN.	DATE - 6/16/2010	REVISED -
PLOT DATE = 7/12/2010		

STATE OF ILLINOIS
DEPARTMENT OF TRANSPORTATION

ALGONQUIN ROAD LIGHTING IMPROVEMENTS
PROPOSED LIGHTING PLAN

SCALE: 1"=20' SHEET NO. 36 OF 64 SHEETS STA. 602+00 TO STA. 607+00

F.A.P. RTE. 339	SECTION 09-00100-00-LT	COUNTY COOK	TOTAL SHEETS 64	SHEET NO. 36
CONTRACT NO. 63426				
FED. ROAD DIST. NO. 1 ILLINOIS FED. AID PROJECT				