





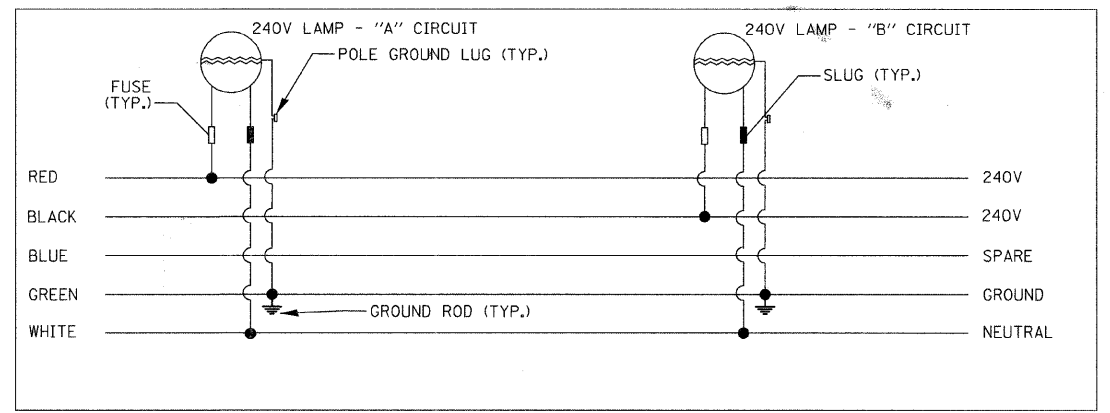


LEGEND

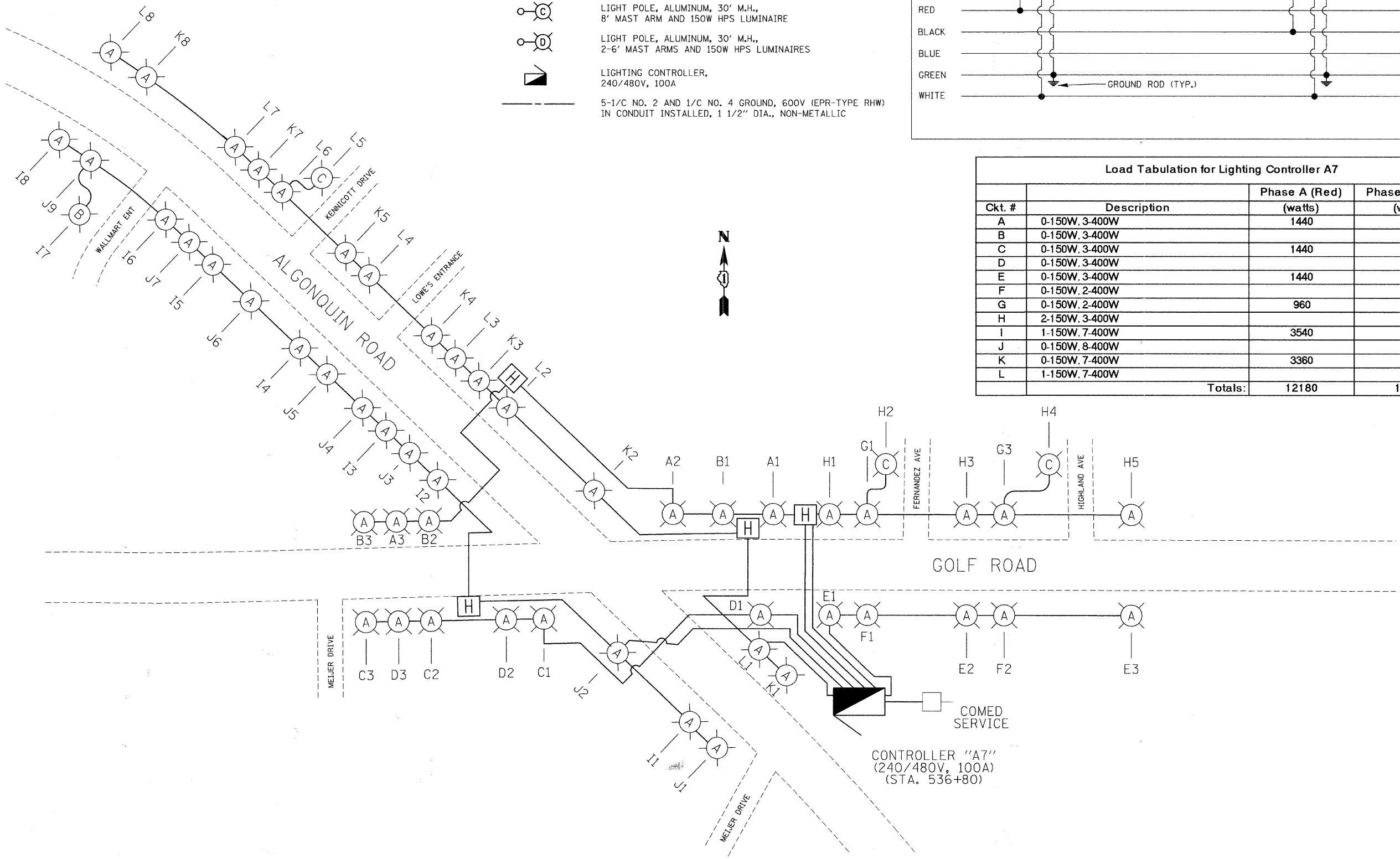
-  LIGHT POLE, ALUMINUM, 47.5' M.H., 12' MAST ARM AND 400W HPS LUMINAIRE
-  LIGHT POLE, ALUMINUM, 30' M.H., 12' MAST ARM AND 150W HPS LUMINAIRE
-  LIGHT POLE, ALUMINUM, 30' M.H., 8' MAST ARM AND 150W HPS LUMINAIRE
-  LIGHT POLE, ALUMINUM, 30' M.H., 2-6' MAST ARMS AND 150W HPS LUMINAIRES
-  LIGHTING CONTROLLER, 240/480V, 100A
-  5-1/C NO. 2 AND 1/C NO. 4 GROUND, 600V (EPR-TYPE RHW) IN CONDUIT INSTALLED, 1 1/2" DIA., NON-METALLIC

TYPICAL POLE WIRING DIAGRAM



Load Tabulation for Lighting Controller A7

Ckt. #	Description	Phase A (Red) (watts)	Phase B (Black) (watts)
A	0-150W, 3-400W	1440	
B	0-150W, 3-400W		1440
C	0-150W, 3-400W	1440	
D	0-150W, 3-400W		1440
E	0-150W, 3-400W	1440	
F	0-150W, 2-400W		960
G	0-150W, 2-400W	960	
H	2-150W, 3-400W		1800
I	1-150W, 7-400W	3540	
J	0-150W, 8-400W		3840
K	0-150W, 7-400W	3360	
L	1-150W, 7-400W		3540
Totals:		12180	13020



FILE NAME = mt:\pco\3379\design\proposals\3379-01\linec_a7.dgn



Ciorba Group, Inc.
CONSULTING ENGINEERS
8507 North Cumberland Avenue, Suite 402
Chicago, Illinois 60656
Tel. 773.775.4009 Fax 773.775.4014

USER NAME = jvondra	DESIGNED - RJR	REVISED -
PLOT SCALE = 200.0000' / IN.	DRAWN - RJR	REVISED -
PLOT DATE = 7/12/2010	CHECKED - JMV	REVISED -
	DATE - 6/16/2010	REVISED -

**STATE OF ILLINOIS
DEPARTMENT OF TRANSPORTATION**

**ALGONQUIN ROAD LIGHTING IMPROVEMENTS
LIGHTING CONTROLLER "A7" ONE LINE DIAGRAM**

SCALE: N.T.S. SHEET NO. 48 OF 64 SHEETS STA. TO STA.

F.A.P. RTE. 339	SECTION 09-00100-00-LT	COUNTY COOK	TOTAL SHEETS 64	SHEET NO. 48
CONTRACT NO. 63426				
FED. ROAD DIST. NO. 1 ILLINOIS FED. AID PROJECT				