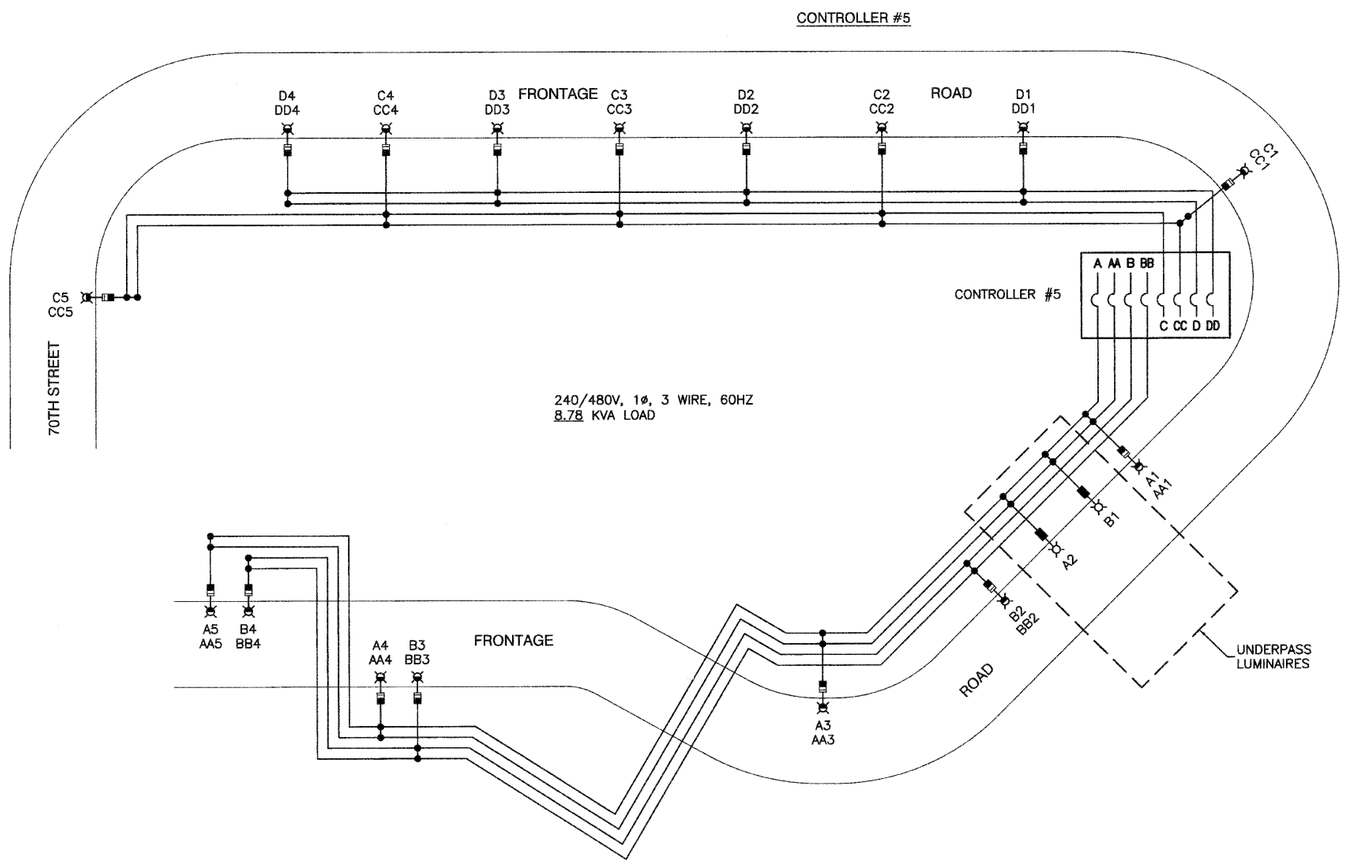

N

LEGEND

- LUMINAIRE, UNDERPASS 70W HPS, 240V (0.4 AMPS)
- LUMINAIRE, 150W HPS, 240V (0.8 AMPS)
- LUMINAIRE, 250W HPS, 240V (1.3 AMPS)
- LUMINAIRE, 400W HPS, 240V (2.0 AMPS)
- LUMINAIRE, UNDERPASS, 70W HPS, 240V (0.4 AMPS)
- FUSE, 1.0 AMP
- FUSE, 2.0 AMP
- FUSE, 3.5 AMP
- FUSE, 4.0 AMP
- A1 LUMINAIRE CIRCUIT, 240V
- AA1 GFCI CIRCUIT, 120V (2.5 AMPS EACH)
- CIRCUIT BREAKER
- CONNECTION

LOAD TABULATIONS - CONTROLLER #5

CIRCUIT	WATTS	AMPS @ 240V	
		RED PHASE	BLACK PHASE
A	819	3.60	
B	636		2.80
C	915	4.00	
D	732		3.20
LUMINAIRE SUBTOTAL	3,102	7.60	6.00
AA	1,200	5.00	
BB	900		3.75
CC	1,500	6.25	
DD	1,200		5.00
GFCI SUBTOTAL	4,800	11.25	8.75
CAB TOTAL	7,902	18.85	14.75
	TOTAL AMPS @ 240V		33.60

TYPICAL LUMINAIRE WIRING

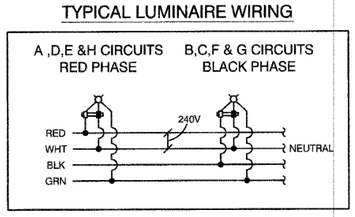

TYPICAL FESTOON WIRING

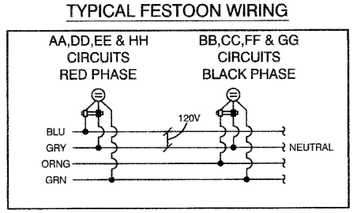

PLAN — SURVEYED / PLOTTED / ALIGNMENT CHECKED / NOTE BOOK / NO. / CADD FILE NAME — BY — DATE

PROFILE — SURVEYED / PLOTTED / GRADES CHECKED / NOTE BOOK / B.M. NOTED — BY — DATE

FILE NAME = 09301-LGHT-02 - SLWD03	USER NAME =	DESIGNED — PAP	REVISED — #1 06-11-10	STATE OF ILLINOIS DEPARTMENT OF TRANSPORTATION	HARLEM AVENUE 71ST STREET TO NORTH OF 70TH STREET SINGLE LINE WIRING DIAGRAM	F.A.P. RTE.	SECTION	COUNTY	TOTAL SHEETS	SHEET NO.
		CHECKED — PKB	REVISED — #2 06-29-10			348	10-00062-00-LT	COOK	15	6
	PLOT SCALE = N/A	DRAWN — MJD	REVISED —					CONTRACT NO. 63486		
	PLOT DATE = 04-26-10	CHECKED — DWS	REVISED —		SCALE: N/A / SHEET NO. 6 OF 15 SHEETS / STA. N/A / TO STA. N/A	FED. ROAD DIST. NO. 1	ILLINOIS	FED. AID PROJECT ARA-M-9003(670)		