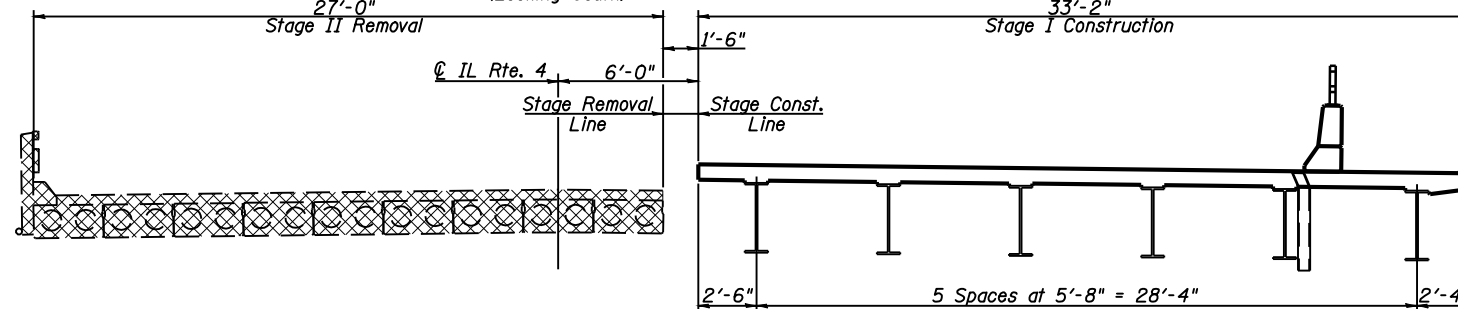
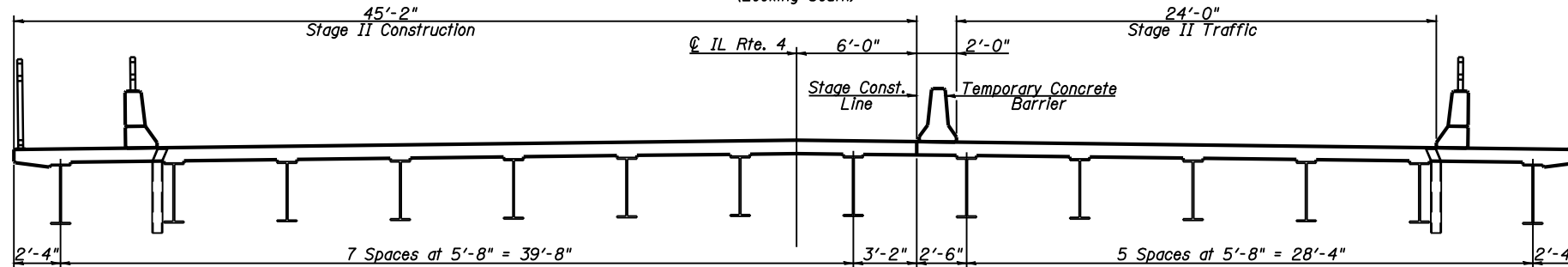


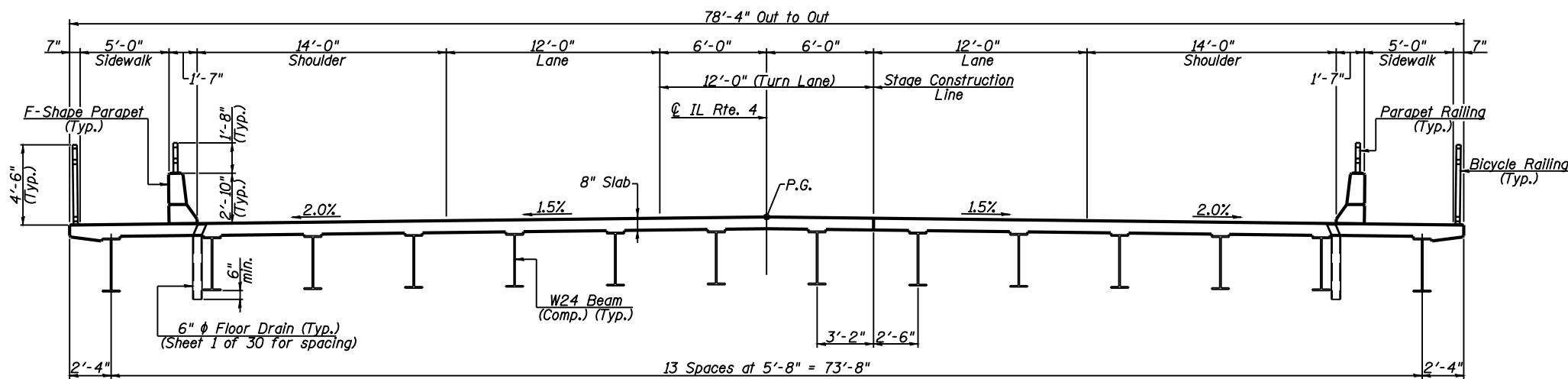
**STAGE I REMOVAL & STAGE I TRAFFIC**  
(Looking South)



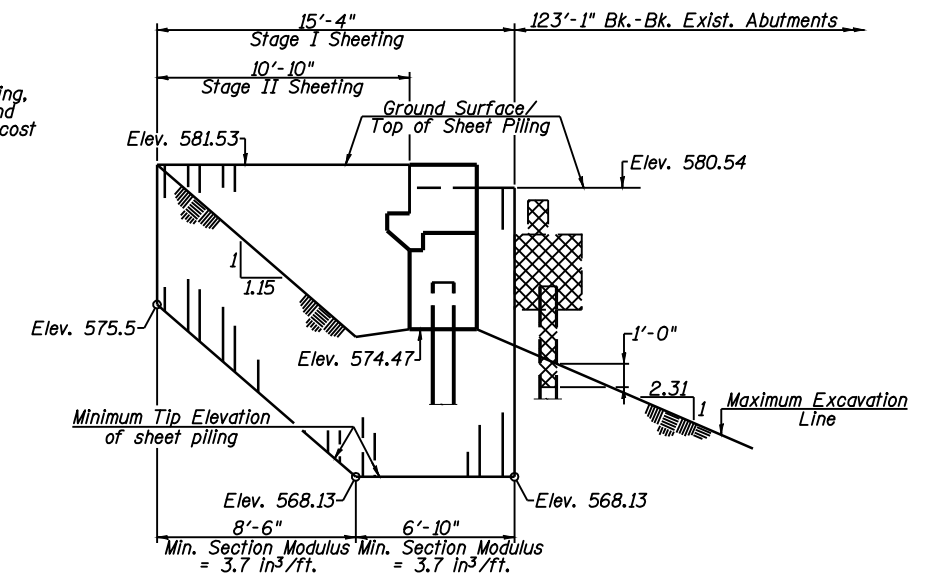
**STAGE I CONSTRUCTION & STAGE II REMOVAL**  
(Looking South)



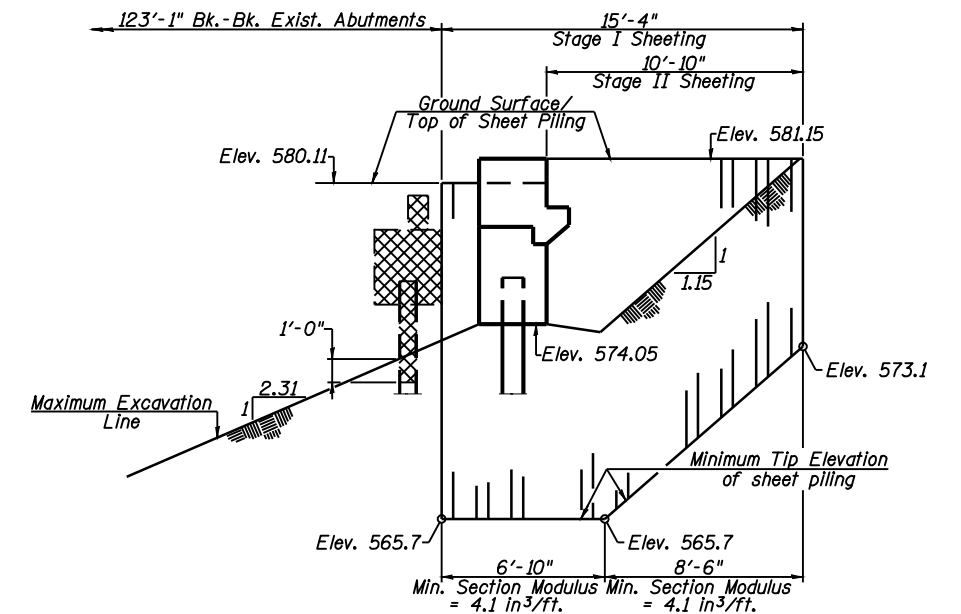
**STAGE II CONSTRUCTION & STAGE II TRAFFIC**  
(Looking South)



**PROPOSED CROSS SECTION**  
(Looking South)



**TEMPORARY SHEET PILING DETAIL - NORTH ABUTMENT**  
(Looking East)



**TEMPORARY SHEET PILING DETAIL - SOUTH ABUTMENT**  
(Looking East)

**Notes:**  
For quantity of temporary concrete barrier see Roadway Plans.  
For details of temporary concrete barrier see sheet 4 of 30.  
If the Contractor chooses to alter the temporary cantilevered sheet piling design requirements shown on the plans, a design submittal including plan details and calculations will be required for review and acceptance by the Engineer.

**STAGE CONSTRUCTION DETAILS**  
**S.N. 084-0521**



**Allen Henderson & Associates, Inc.**  
Civil and Structural Engineers Springfield, IL  
62703 Phone: (217)544-8033 IL Design Firm  
No. 184-001907

SHEET NO. 3  
30 SHEETS

F.A.P. RTE.	SECTION	COUNTY	TOTAL SHEETS	SHEET NO.
662	H(RS-10,B-2)	SANGAMON	84	47
CONTRACT NO. 72A73				
FED. ROAD DIST. NO.		ILLINOIS FED. AID PROJECT		