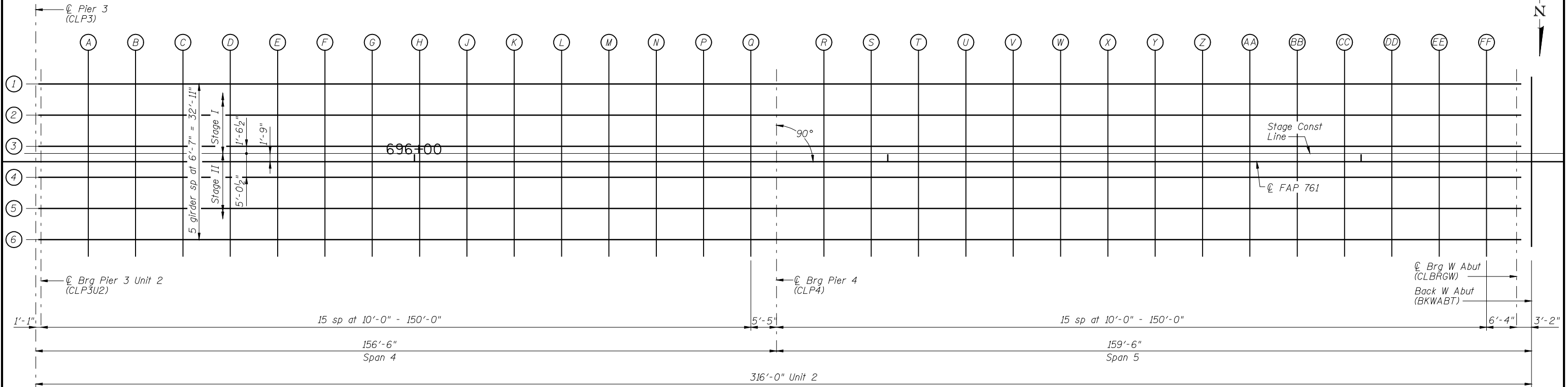
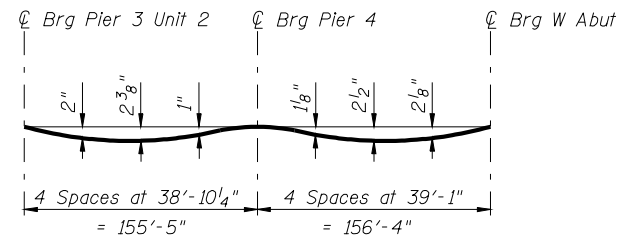


STATE OF ILLINOIS
DEPARTMENT OF TRANSPORTATION



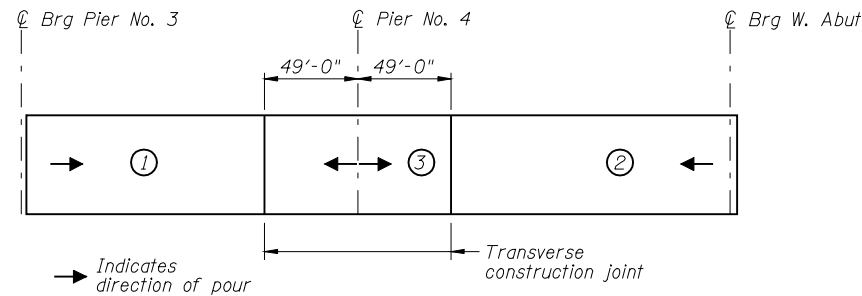
DECK ELEVATION LAYOUT - UNIT 2



DEAD LOAD DEFLECTION DIAGRAM

(Includes weight of concrete only.)

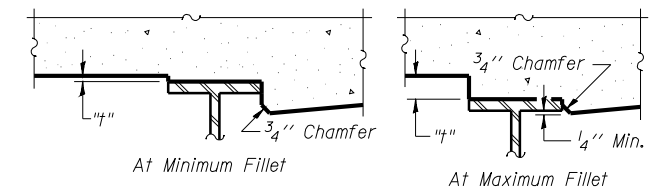
Note:
The above deflections are not to be used in the field if the engineer is working from the grade elevations adjusted for dead load deflections as shown in the tables.



When the deck pour is stopped for the day at one or more of the Transverse Construction Joints in the Deck Pouring Sequence as shown, the next pour shall not be made until both of the following requirements are met:

1. At least 72 hours shall have elapsed from the end of the previous pour.
2. The concrete strength shall have attained a minimum modulus of rupture of 650 psi or a minimum compressive strength of 3500 psi.

DECK POURING SEQUENCE



To determine "f": After all structural steel has been erected, elevations of the top flanges of the beams shall be taken at intervals shown above. These elevations subtracted from the "Theoretical Grade Elevations Adjusted for Dead Load Deflection" shown on Sheets 11 - 13 of 51, minus slab thickness, equals the fillet heights "f" above top flange of beams.

FILLET HEIGHTS

DESIGNED -	J.M.B.
CHECKED -	T.E.S.
DRAWN -	R KING
CHECKED -	J.M.B.

HOMER L. CHASTAIN & ASSOCIATES, LLP
CONSULTING ENGINEERS
DECATUR (217) 422-8544
CHICAGO (773) 714-0050
ROCKFORD (815) 489-0050
184-001397

**DECK ELEVATIONS - UNIT 2
STRUCTURE NUMBER 059-0510**

SHEET NO. 10 OF 51 SHEETS	F.A.P. RTE. 761	SECTION 107B-2	COUNTY MACOUPIN	TOTAL SHEETS 98	SHEET NO. 40
	FAP ROUTE 761 (IL RT 108)		CONTRACT NO. 72A94		
FED. ROAD DIST. NO.		ILLINOIS FED. AID PROJECT			