SN007 - SIGN ON 2 I BEAMS - STA 17+20 (RAMP A)

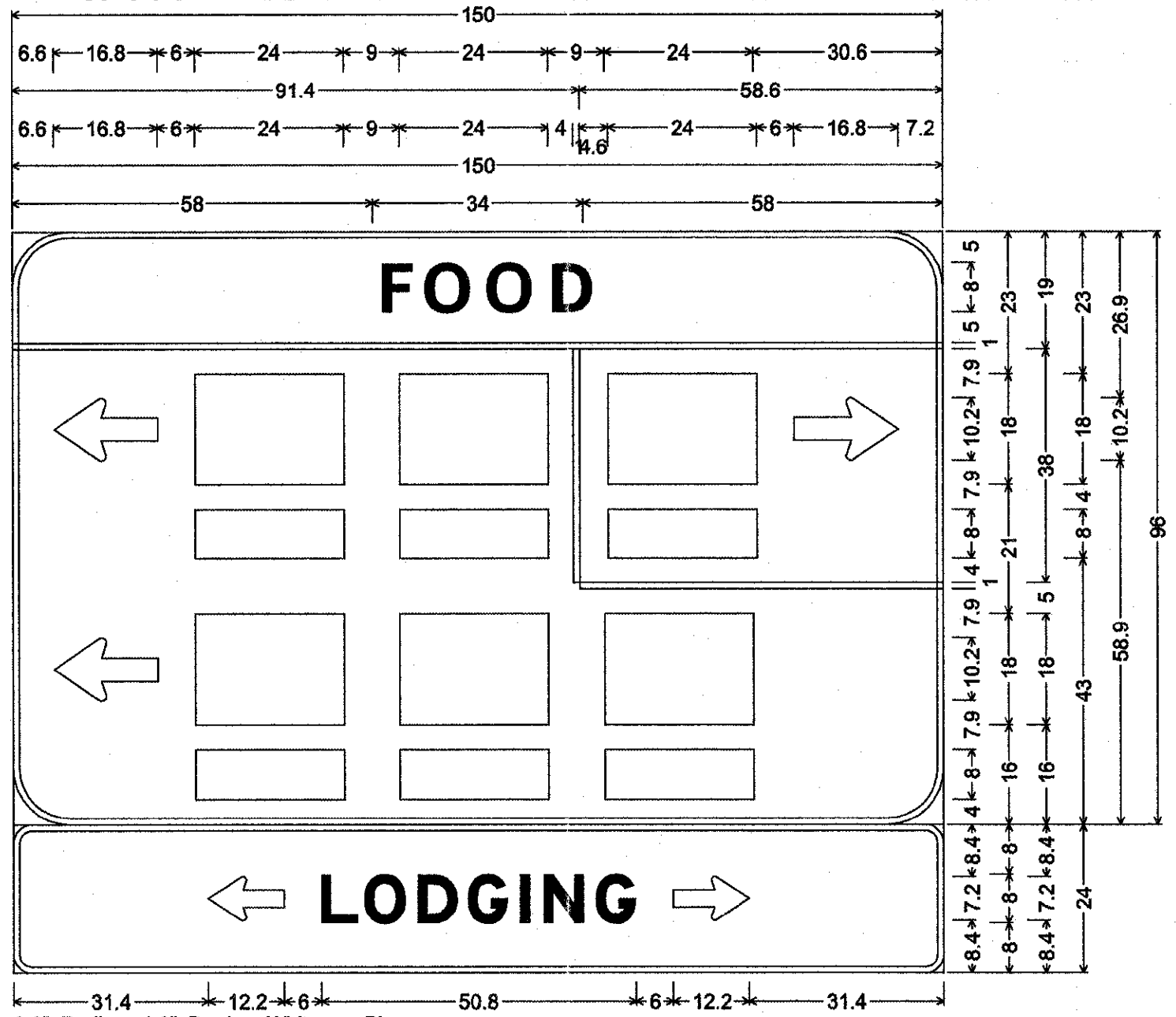

9.0" Radius, 1.0" Border, White on Blue;
[FOOD] ClearviewHwy-5-W; Standard Arrow Custom 16.8" X 10.1" 180°; Rectangle Blue;
Rectangle Blue; Rectangle Blue; Rectangle Blue; Rectangle Blue;
Standard Arrow Custom 16.8" X 10.1" 0°; Rectangle Blue;
Standard Arrow Custom 16.8" X 10.1" 180°; Rectangle Blue; Rectangle Blue;
Rectangle Blue; Rectangle Blue; Rectangle Blue; Rectangle Blue;
3.0" Radius, 1.0" Border, White on Blue;
Standard Arrow Custom 12.3" X 7.1" 180°; [LODGING] E Mod 2K;
Standard Arrow Custom 12.3" X 7.1" 0°;
Table of widths and spaces.

58.0	F 4.9	2.3	O 7.4	2.6	O 7.4	2.9	D 6.5	58.0

-0.0	— 150.0	0.0

6.6	⇦ 16.8	6.0	□ 24.0	9.0	□ 24.0	4.0	│ 1.0	4.6	□ 24.0	6.0	⇨ 16.8	7.2

29.4	▭ 24.0	9.0	▭ 24.0	9.6	▭ 24.0	30.0

91.4	— 58.6	0.0

6.6	⇦ 16.8	6.0	□ 24.0	9.0	□ 24.0	9.0	□ 24.0	30.6

29.4	▭ 24.0	9.0	▭ 24.0	9.0	▭ 24.0	30.6

31.4	⇦ 12.2	6.0	L 6.0	0.9	O 6.7	2.0	D 6.4	1.6	G 6.5	1.9	I 1.6	2.3	N 6.5	1.9	G 6.5	6.0	⇨ 12.2	31.4

SN008 - SIGN ON 2 I BEAMS - STA 18+20 (RAMP A)

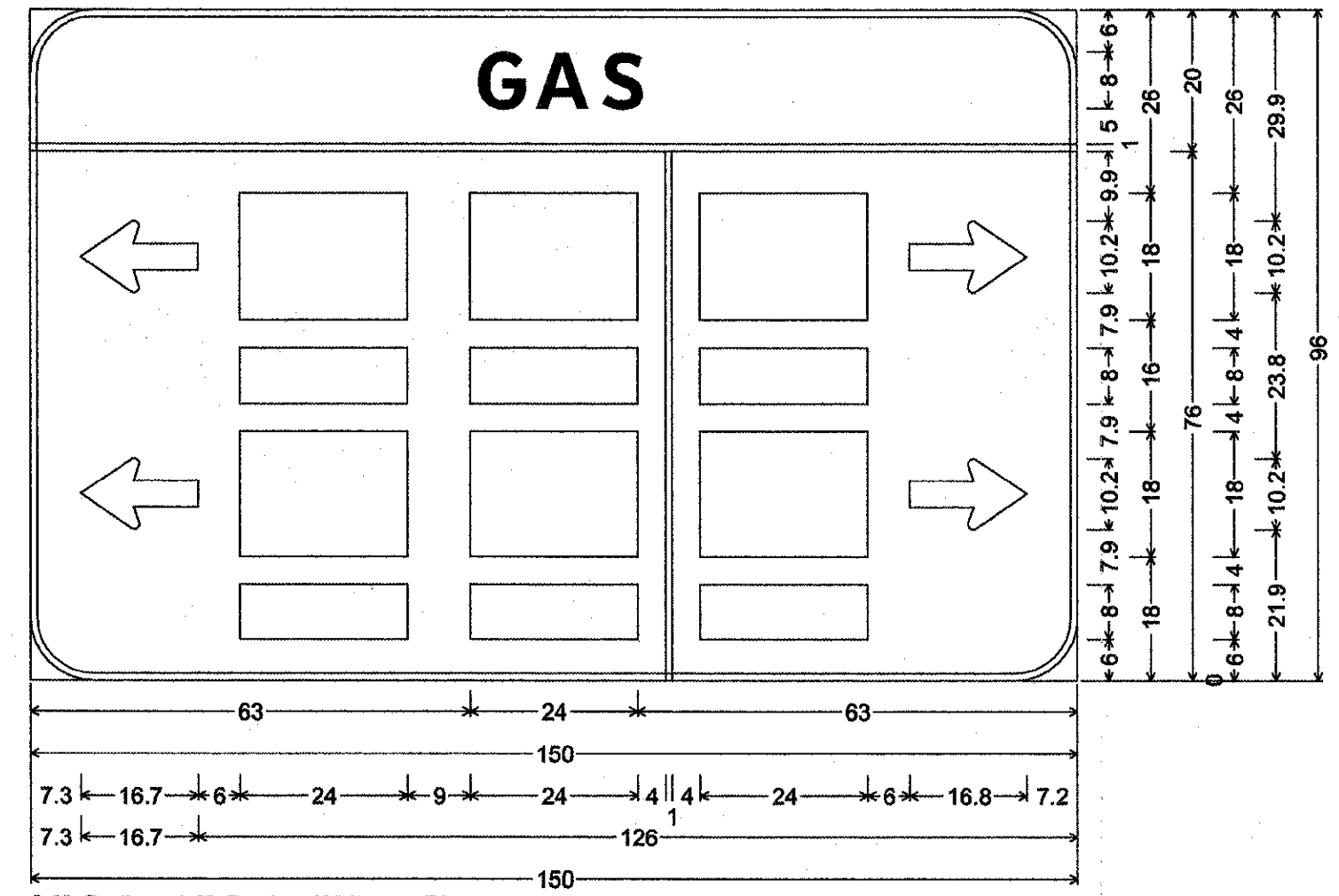

9.0" Radius, 1.0" Border, White on Blue;
[GAS] ClearviewHwy-5-W; Standard Arrow Custom 16.8" X 10.1" 180°; Rectangle Blue;
Rectangle Blue; Rectangle Blue; Rectangle Blue;
Standard Arrow Custom 16.8" X 10.1" 180°; Rectangle Blue; Rectangle Blue;
Rectangle Blue; Rectangle Blue; Rectangle Blue; Standard Arrow Custom 16.8" X 10.1" 0°;
Rectangle Blue; Rectangle Blue; Standard Arrow Custom 16.8" X 10.1" 0°; Rectangle Blue;
Table of widths and spaces.

63.0	G 6.9	2.1	A 7.5	1.7	S 5.8	63.0

-0.0	— 150.0	0.0

7.3	⇦ 16.7	6.0	□ 24.0	9.0	□ 24.0	4.0	│ 1.0	4.0	□ 24.0	6.0	⇨ 16.8	7.2

30.0	▭ 24.0	9.0	▭ 24.0	9.0	▭ 24.0	30.0

7.3	⇦ 16.7	6.0	□ 24.0	9.0	□ 24.0	9.0	□ 24.0	6.0	⇨ 16.8	7.2

30.0	▭ 24.0	9.0	▭ 24.0	9.0	▭ 24.0	30.0

SN009 - SIGN ON 2 I BEAMS - STA 14+00 (RAMP C)

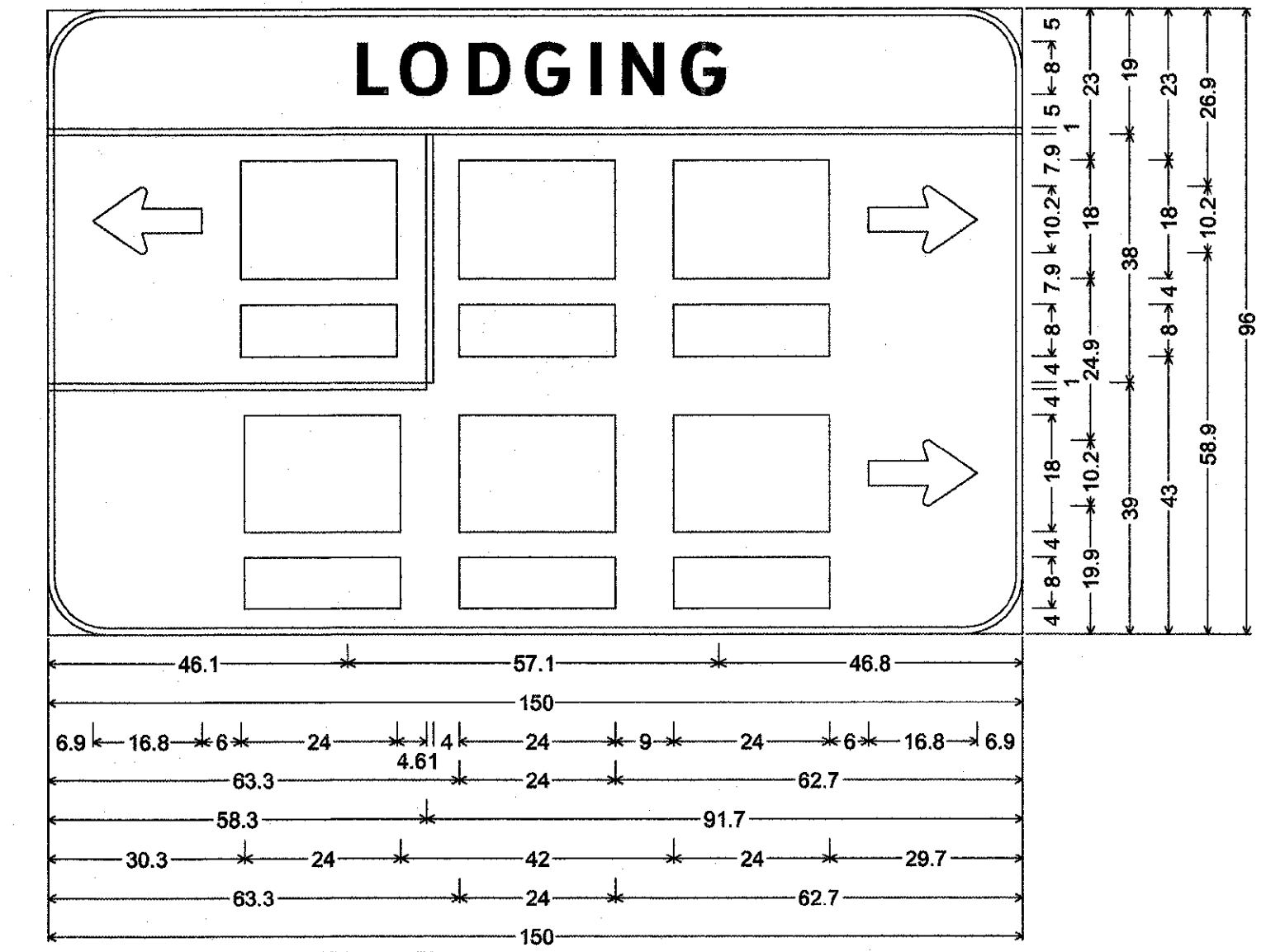

9.0" Radius, 1.0" Border, White on Blue;
[LODGING] ClearviewHwy-5-W; Standard Arrow Custom 16.8" X 10.1" 180°;
Rectangle Blue; Rectangle Blue; Rectangle Blue; Rectangle Blue;
Standard Arrow Custom 16.8" X 10.1" 0°; Rectangle Blue; Rectangle Blue; Rectangle Blue;
Rectangle Blue; Rectangle Blue; Rectangle Blue; Standard Arrow Custom 16.8" X 10.1" 0°;
Rectangle Blue; Rectangle Blue;
Table of widths and spaces.

46.1	L 4.7	2.2	O 7.4	2.9	D 6.5	2.5	G 6.9	2.9	I 1.6	3.2	N 6.6	2.8	G 6.9	46.8

-0.0	— 150.0	0.0

6.9	⇦ 16.8	6.0	□ 24.0	4.6	│ 1.0	4.0	□ 24.0	9.0	□ 24.0	6.0	⇨ 16.8	6.9

29.7	▭ 24.0	9.6	▭ 24.0	9.0	▭ 24.0	29.7

-0.0	— 58.3	91.7

30.3	□ 24.0	9.0	□ 24.0	9.0	□ 24.0	6.0	⇨ 16.8	6.9

30.3	▭ 24.0	9.0	▭ 24.0	9.0	▭ 24.0	29.7

SN010 - SIGN ON 2 I BEAMS - STA 15+00 (RAMP C)

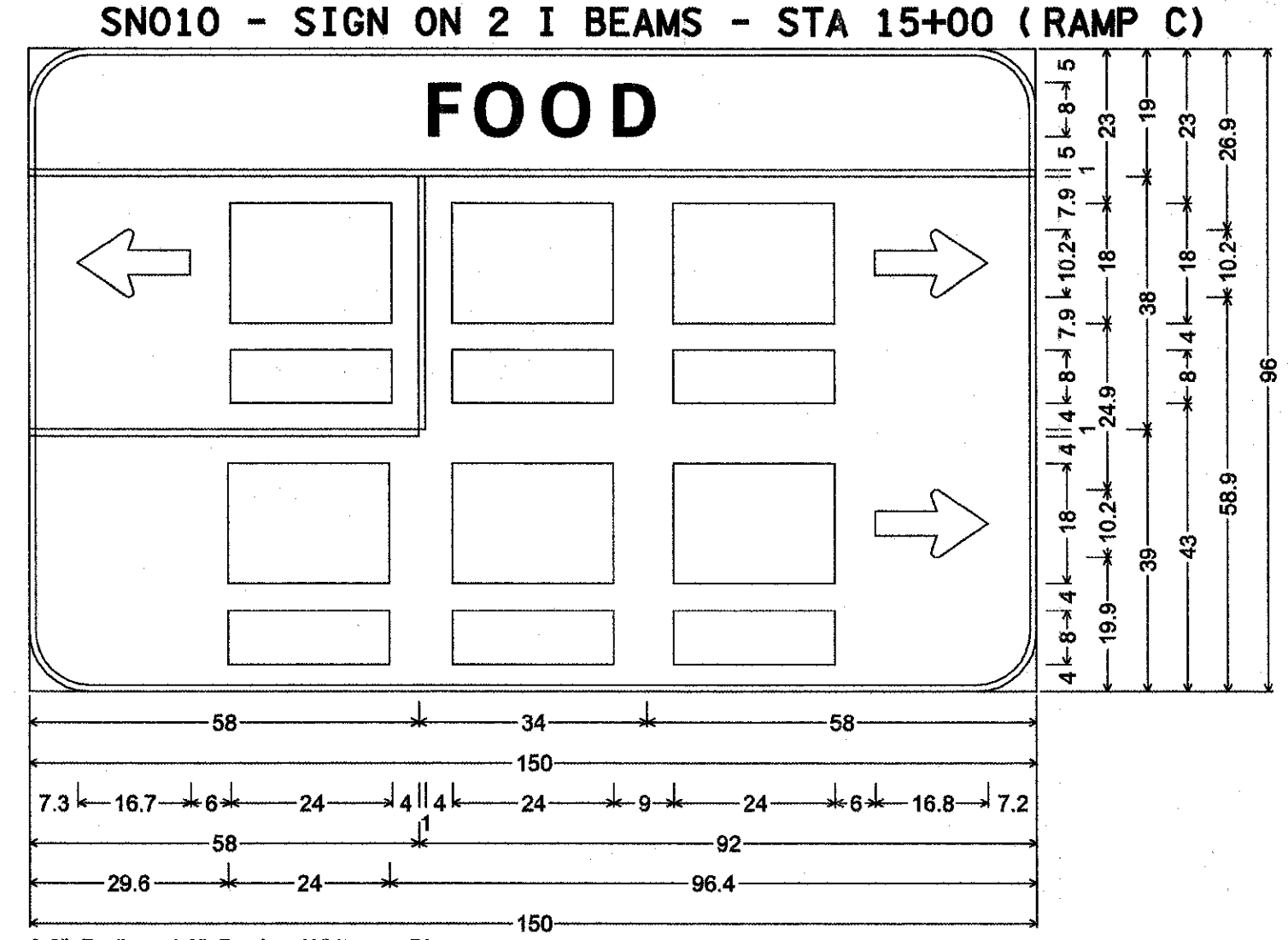

9.0" Radius, 1.0" Border, White on Blue;
[FOOD] ClearviewHwy-5-W; Standard Arrow Custom 16.8" X 10.1" 180°; Rectangle Blue;
Rectangle Blue; Rectangle Blue; Rectangle Blue; Standard Arrow Custom 16.8" X 10.1" 0°;
Rectangle Blue; Rectangle Blue; Rectangle Blue; Rectangle Blue; Rectangle Blue;
Rectangle Blue; Standard Arrow Custom 16.8" X 10.1" 0°; Rectangle Blue; Rectangle Blue;
Table of widths and spaces.

58.0	F 4.9	2.3	O 7.4	2.6	O 7.4	2.9	D 6.5	58.0

-0.0	— 150.0	0.0

7.3	⇦ 16.7	6.0	□ 24.0	4.0	│ 1.0	4.0	□ 24.0	9.0	□ 24.0	6.0	⇨ 16.8	7.2

30.0	▭ 24.0	9.0	▭ 24.0	9.0	▭ 24.0	30.0

-0.0	— 58.0	92.0

29.6	□ 24.0	9.4	□ 24.0	9.0	□ 24.0	6.0	⇨ 16.8	7.2

29.6	▭ 24.0	9.4	▭ 24.0	9.0	▭ 24.0	30.0

SN011 - SIGN ON 2 I BEAMS - STA 16+00 (RAMP C)

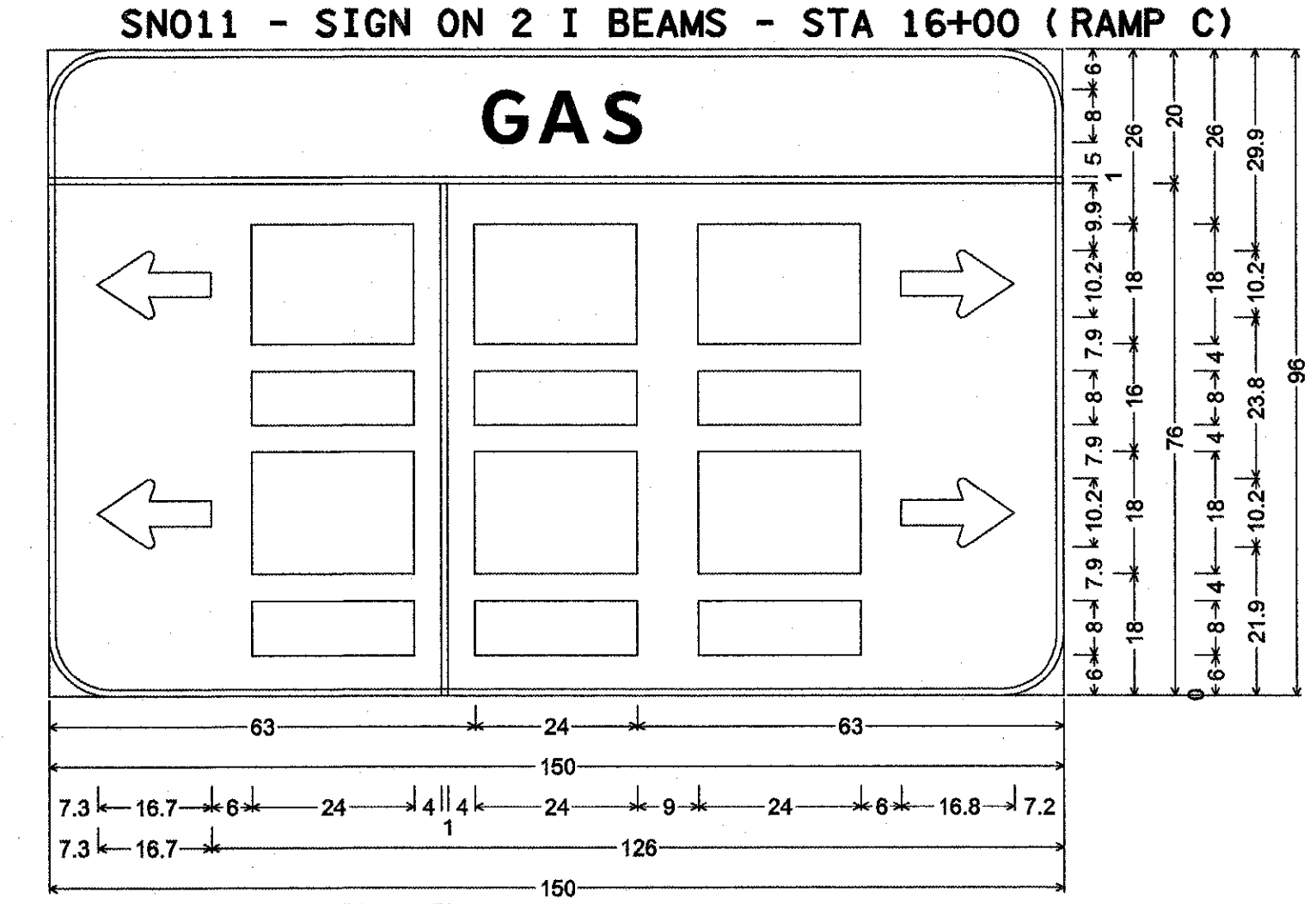

9.0" Radius, 1.0" Border, White on Blue;
[GAS] ClearviewHwy-5-W; Standard Arrow Custom 16.8" X 10.1" 180°; Rectangle Blue;
Rectangle Blue; Standard Arrow Custom 16.8" X 10.1" 180°; Rectangle Blue;
Rectangle Blue; Rectangle Blue; Rectangle Blue; Standard Arrow Custom 16.8" X 10.1" 0°;
Rectangle Blue; Rectangle Blue; Rectangle Blue; Rectangle Blue;
Standard Arrow Custom 16.8" X 10.1" 0°; Rectangle Blue; Rectangle Blue;
Table of widths and spaces.

63.0	G 6.9	2.1	A 7.5	1.7	S 5.8	63.0

-0.0	— 150.0	0.0

7.3	⇦ 16.7	6.0	□ 24.0	4.0	│ 1.0	4.0	□ 24.0	9.0	□ 24.0	6.0	⇨ 16.8	7.2

30.0	▭ 24.0	9.0	▭ 24.0	9.0	▭ 24.0	30.0

7.3	⇦ 16.7	6.0	□ 24.0	9.0	□ 24.0	9.0	□ 24.0	6.0	⇨ 16.8	7.2

30.0	▭ 24.0	9.0	▭ 24.0	9.0	▭ 24.0	30.0

NOT TO SCALE

FILE NAME = S:\Projects\403-00072_57-70\dgn\Fayette\sign panel details.dgn	USER NAME = paul	DESIGNED - ESW	REVISED -
		DRAWN - LEC	REVISED -
	PLOT SCALE = 100.0000 ' / IN.	CHECKED - BRM	REVISED -
	PLOT DATE = 6/28/2010	DATE - 3-15-09	REVISED -

STATE OF ILLINOIS
DEPARTMENT OF TRANSPORTATION

SIGN PANEL DETAILS, FAYETTE AVE.

SCALE: 1"=50' | SHEET NO. 6 OF 10 SHEETS | STA. | TO STA.

F.A.I RTE.	SECTION	COUNTY	TOTAL SHEETS	SHEET NO.
57/70	(25-3)I-6	EFFINGHAM	839	222
		CONTRACT NO. 74293		
FED. ROAD DIST. NO.	ILLINOIS	FED. AID PROJECT		