STATE OF ILLINOIS
DEPARTMENT OF TRANSPORTATION

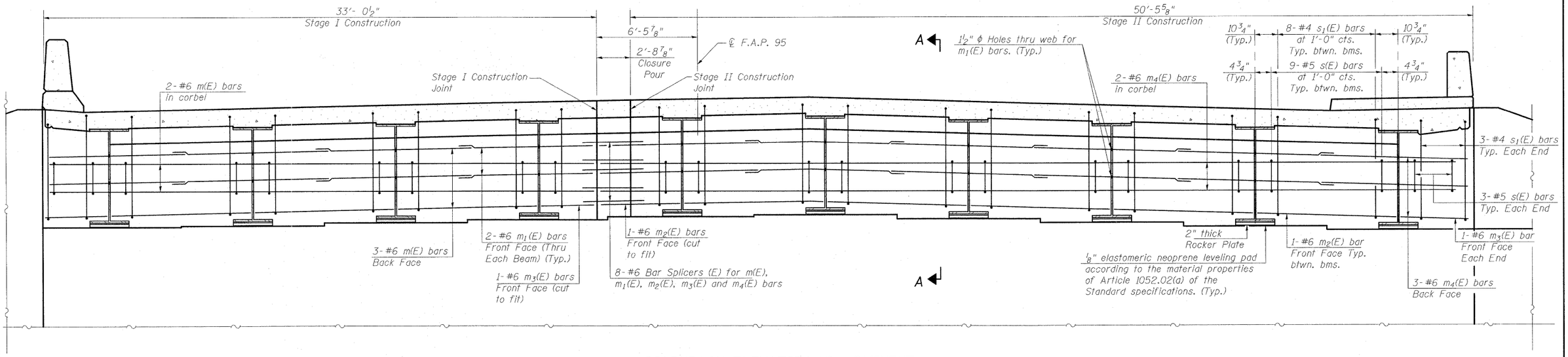

DIAPHRAGM ELEVATION AT ABUTMENT

(Looking West)

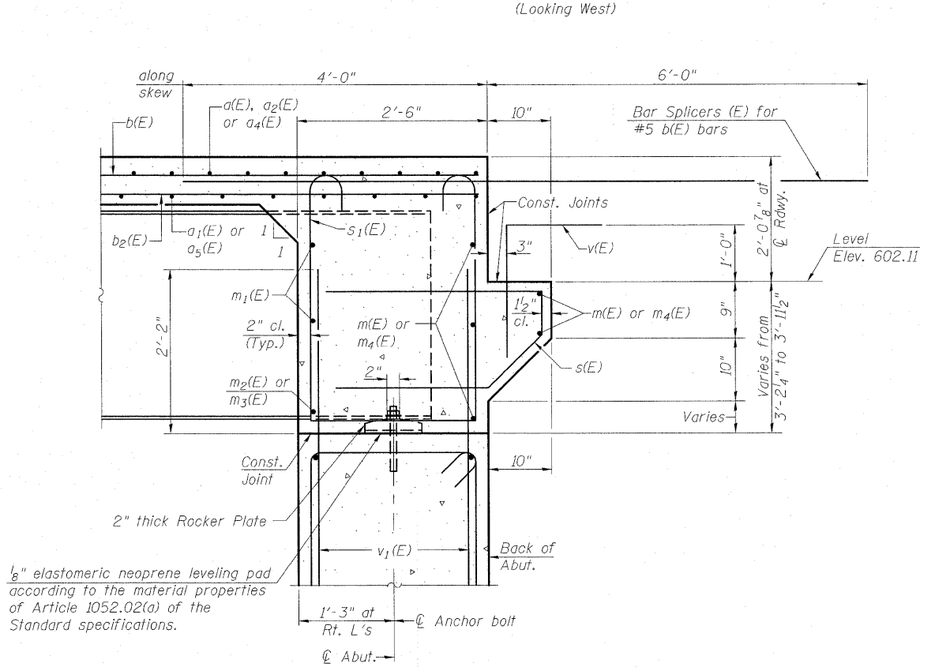

SECTION A-A

Dimensions at right angles to abutment, except as shown.

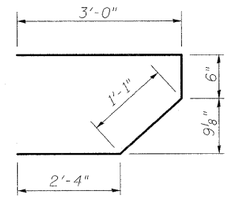

BAR s(E)

MIN. BAR LAP

#6 bar = 3'-4"

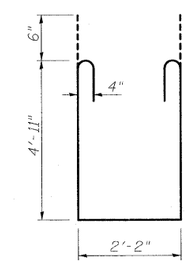

BAR s1(E)

Notes:
Reinforcement bars in diaphragm are billed with superstructure on sheet 16 of 38.
Concrete in diaphragm is included with Concrete Superstructure on sheet 16 of 38.
The s(E) and s1(E) bars shall be placed parallel to the beams. Spacing for these bars shall be at right angles to the beams.
Superimposed Median not shown for clarity.

WEST ABUTMENT DIAPHRAGM DETAILS STRUCTURE NO. 025-0106

DESIGNED	A.C.S.
CHECKED	B.B.
DRAWN	W.J.S.
CHECKED	C.J.F.

BERNARDIN LOCHMUELLER & ASSOCIATES, INC.
3 Oak Drive
Maryville, IL 62062-5635
Local-(618) 288-4665
Fax 618-288-4666

SHEET NO. 26	F.A.I. RTE.	SECTION	COUNTY	TOTAL SHEETS	SHEET NO.
	57/70	(25-3HB-2)B	EFFINGHAM	839	355
38 SHEETS	SN 025-0106		CONTRACT NO. 74293		
	FED. ROAD DIST. NO. 7	ILLINOIS	FED. AID PROJECT		

10:28:36 AM 8/12/2010 \025010G-fay-sht-26.dgn