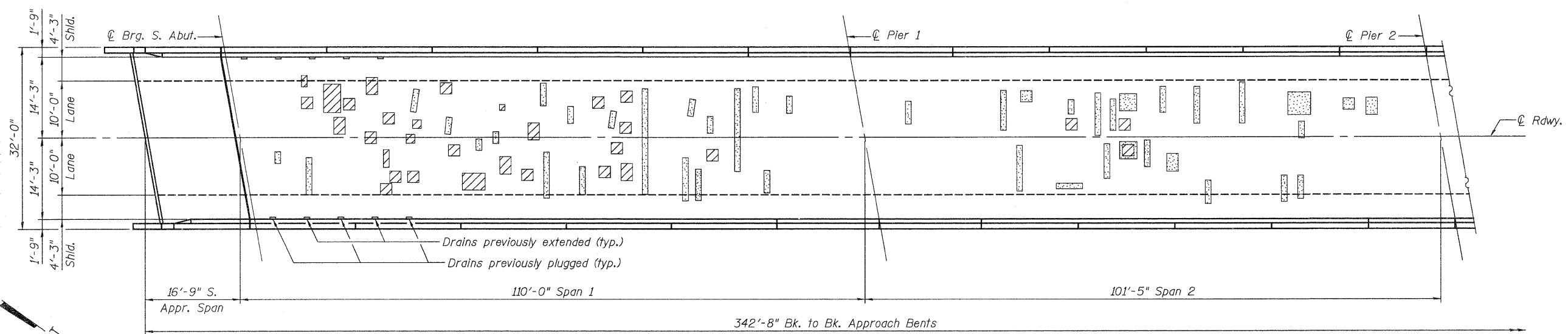
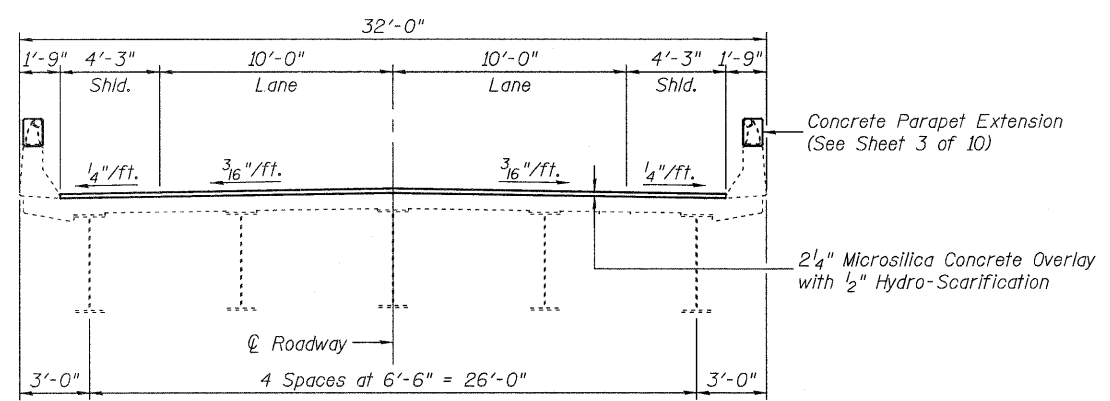


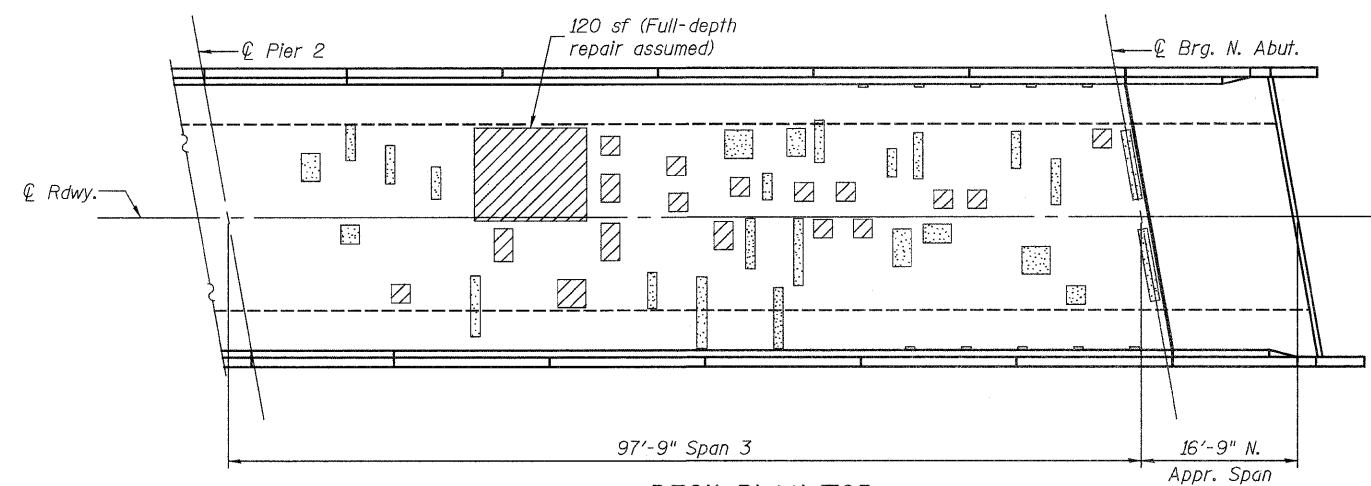
STATE OF ILLINOIS  
DEPARTMENT OF TRANSPORTATION



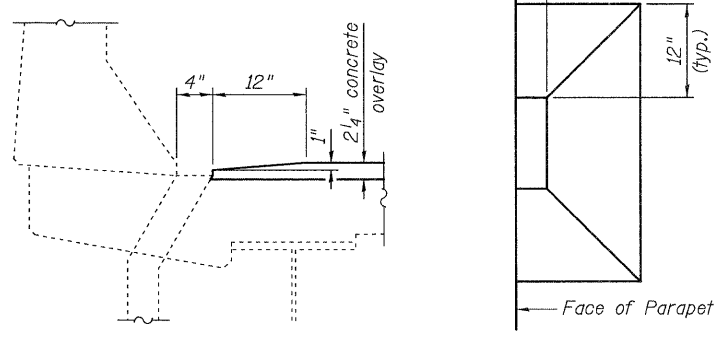
DECK PLAN-TOP



CROSS SECTION  
(Looking North)



DECK PLAN-TOP



SECTION  
PLAN  
DETAILS AT DECK DRAIN

LEGEND

- Hollow or Unsound Concrete (380 sf)
- Spalled Concrete or Existing Asphalt Patch (348 sf)
- Spalled Concrete with Exposed Reinf. (0 sf)

**Johnson, Depp & Quisenberry**  
CONSULTING ENGINEERS  
Springfield, Illinois

DESIGNED: CMV      DRAWN: P. Ray  
CHECKED: DCD      CHECKED: CMV/DCD

Notes:  
Deck Condition Survey performed 4/15/2010.

Plan quantities assume that only labeled areas will use Full-depth repair. Other areas are shown for information only.

Repair areas are estimated, the Engineer shall determine actual repair locations and record them on the As-Built plans.

Partial depth repairs shall be included with Bridge Deck Hydro-scarification, see Special Provision for Bridge Deck Microsilica Concrete Overlay.

BILL OF MATERIAL

Item	Unit	Total
Deck Slab Repair (Full Depth, Type II)	Sq. Yd.	14

DECK REPAIRS  
STRUCTURE NO. 060-0195

SHEET 2 OF 10	F.A.I. RTE.	SECTION	COUNTY	TOTAL SHEETS	SHEET NO.
	55	60-3RS-1, 60-(3HB,3HB-1)I	MADISON	123	84
	STA. 410+18.00		CONTRACT NO. 76601		
FED. ROAD DIST. NO.		ILLINOIS FED. AID PROJECT			

FILE: J:\JDC\10195 IL-DBVV99 I-55 Madison Bridge Repairs\3-Alhambra\0600195-16601-002-deck.dgn  
 USER: DCD  
 PRINT DATE: 06/22/2010 22:06:59  
 SAVE DATE: 6/22/2010