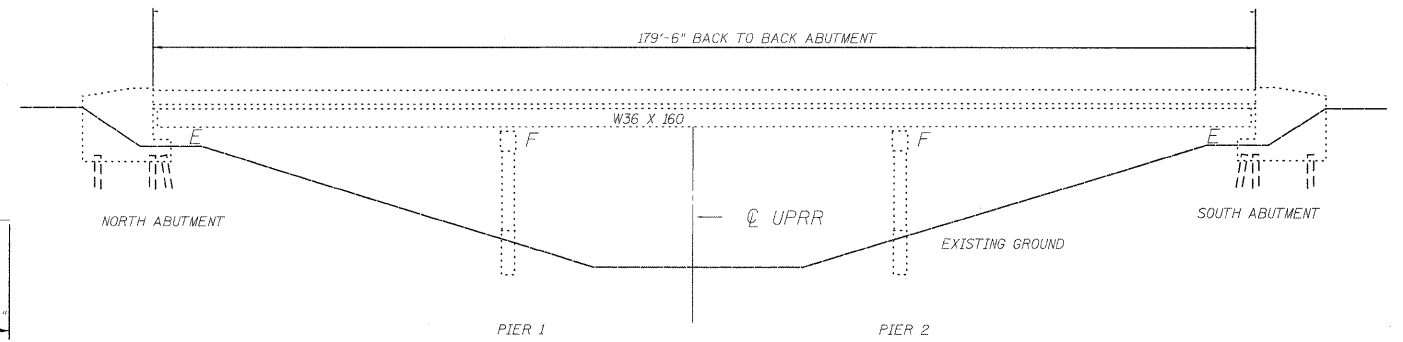


DIAPHRAGM
D1 20 EACH: W12X40
D: 80 EACH: W16X36

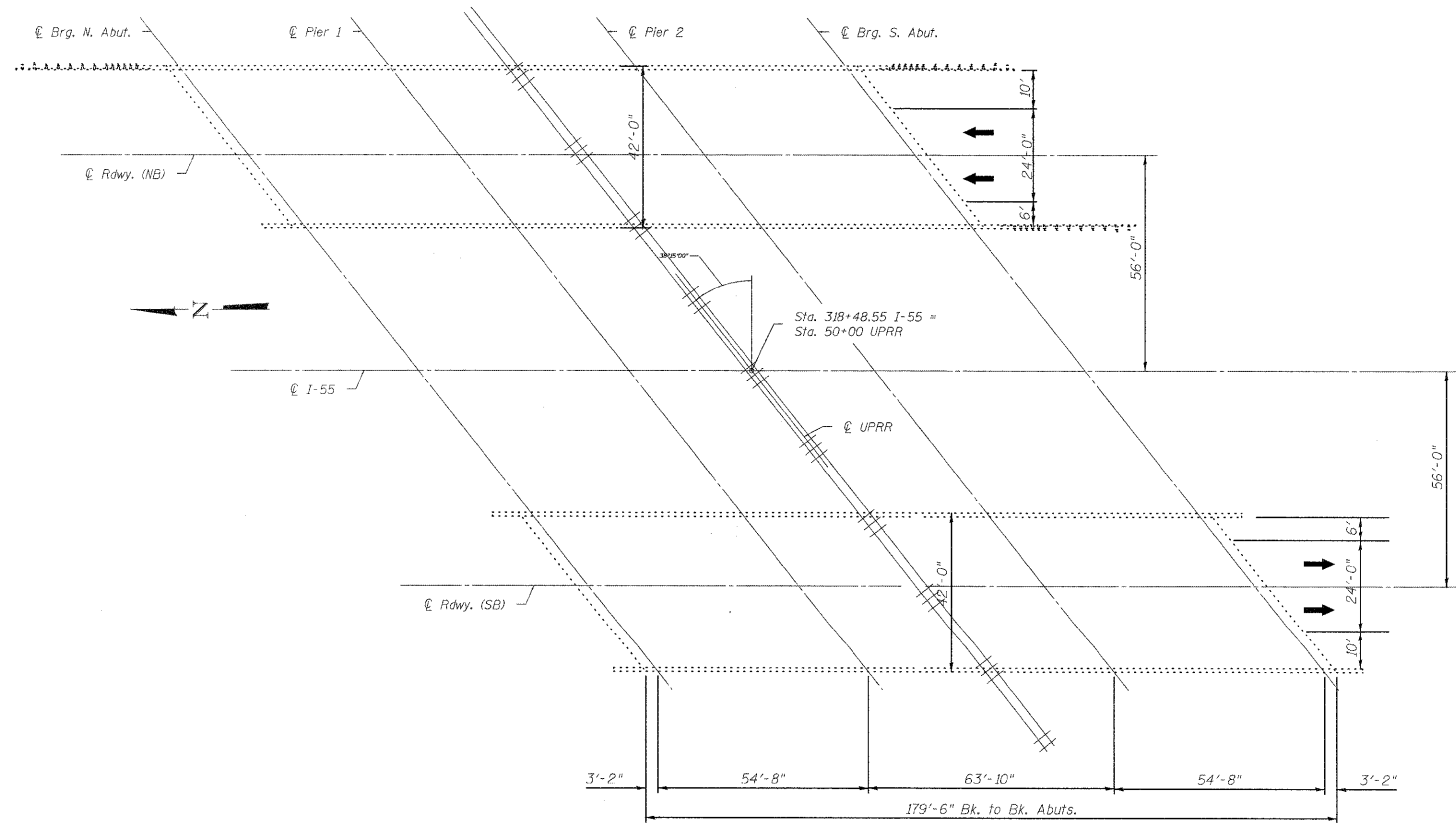


FIXED SHOE BEARING
PIERS 1 & 2
24REQ'D.

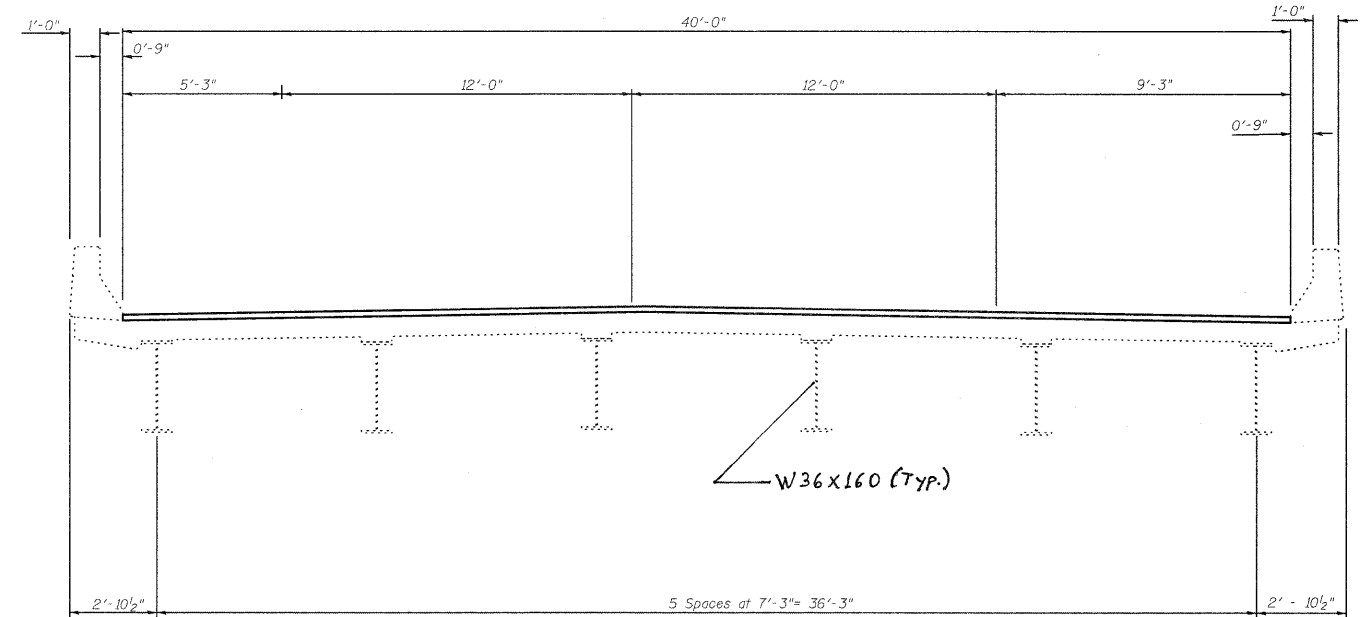
Structural Steel Detail Layout & Details



ELEVATION



PLAN



CROSS SECTION
LOOKING NORTH AT NORTH BOUND LANES
LOOKING SOUTH AT SOUTH BOUND LANES

Sta. 318+48.55

FILE NAME =	USER NAME = conoverpj	DESIGNED -	REVISED -	STATE OF ILLINOIS DEPARTMENT OF TRANSPORTATION	BRIDGE PAINTING - SN 060-196 & 060-197 FAI RTE 55 TRACKS OF PENN. CENTRAL TRANS CO.	F.A.I. RTE.	SECTION	COUNTY	TOTAL SHEETS	SHEET NO.	
e:\pwork\pwork\conoverpj\d0128605\d8	6601-shr-plan.dgn	DRAWN -	REVISED -			55	60-3RS-1, 60-(3HB, 3HB-1)	MADISON	123	121	
	PLOT SCALE = 50.0000' / IN.	CHECKED -	REVISED -			CONTRACT NO. 76601					
	PLOT DATE = 6/23/2010	DATE -	REVISED -			FED. ROAD DIST. NO. - ILLINOIS FED. AID PROJECT					
				SCALE: _____ SHEET NO. 2 OF 4 SHEETS STA. _____ TO STA. _____							