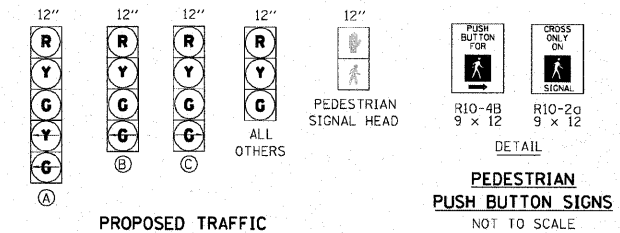


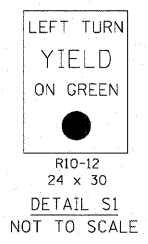
FULL-ACTUATED CONTROLLER AND TYPE IV CABINET
WITH MASTER CONTROLLER AND TRANSCEIVER

PROPOSED SEQUENCE OF OPERATION								
PHASE	1	2	3	4	5	6	7	8
MOVEMENT	↑	↓	←	→	↑	↓	NOT	
CONCURRENT MOVEMENT PERMITTED	5 OR 6	5 OR 6	NONE	NONE	1 OR 2	1 OR 2	USED	USED


* PEDESTRIAN MOVEMENT DISPLAY UPON ACTUATION ONLY.



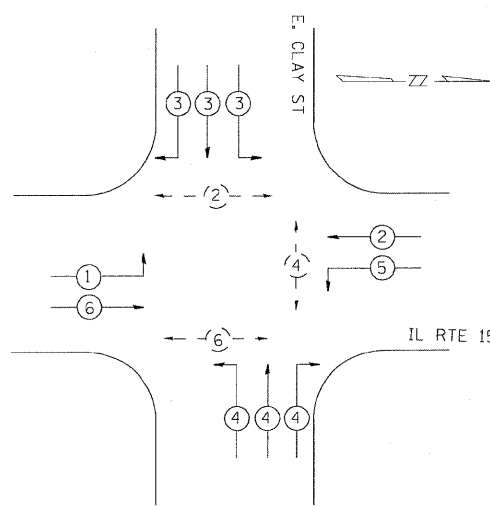
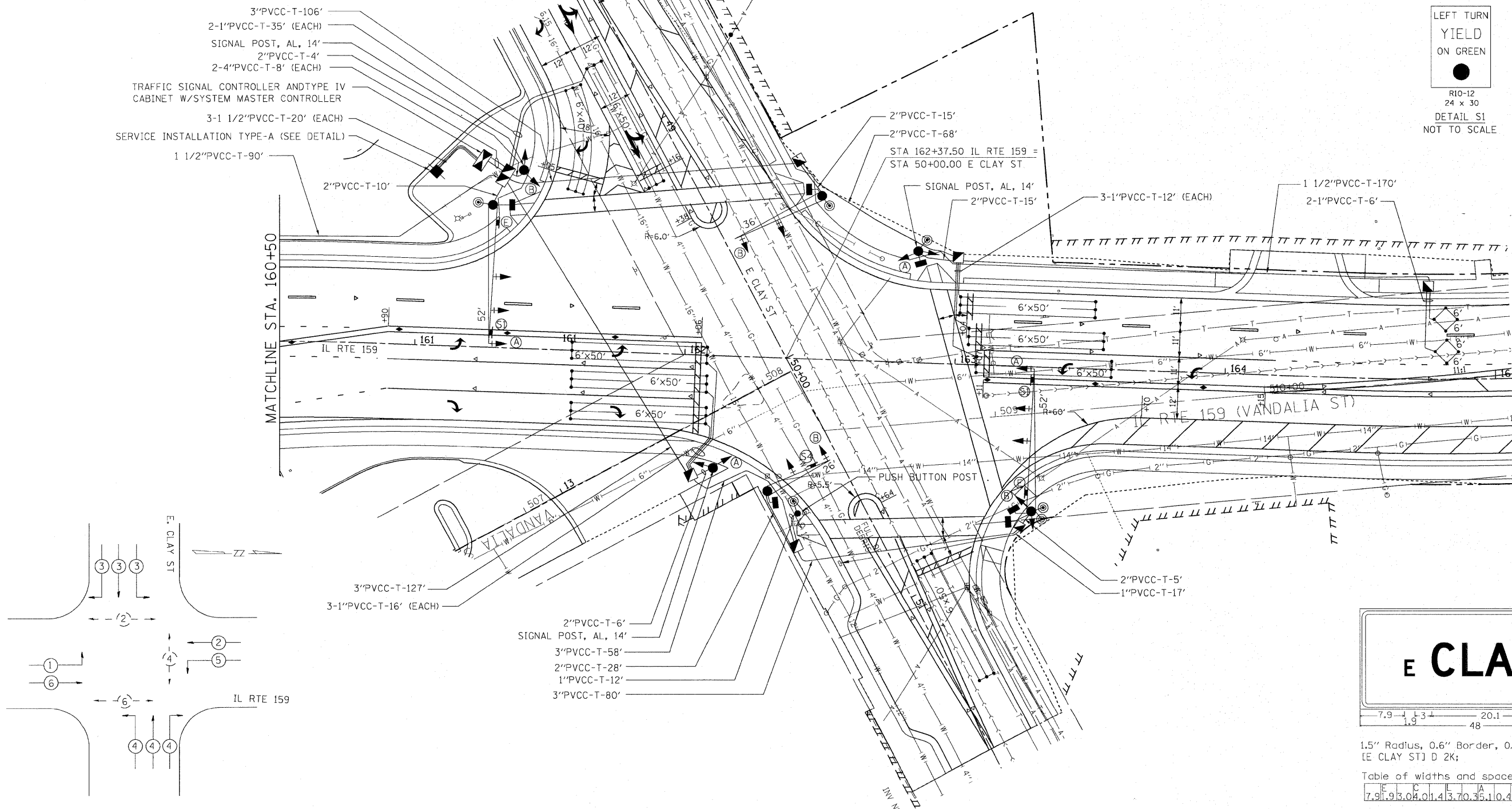
PROPOSED TRAFFIC SIGNAL FACES



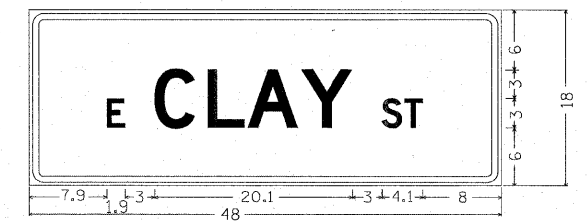
R10-12
24 x 30
DETAIL S1
NOT TO SCALE



R3-6R
30" x 36"
DETAIL S4
NOT TO SCALE



PHASE DESIGNATION DIAGRAM



1.5" Radius, 0.6" Border, 0.4" Indent, White on Green; E CLAY ST D 2K;

Table of widths and spaces.

E	C	L	A	Y	S	T
7.9	1.3	0.4	0.1	4.3	7.0	3.5
10.4	5.2	3.0	2.1	9.8	0	

STREET NAME SIGN
DETAIL E
(NOT TO SCALE)