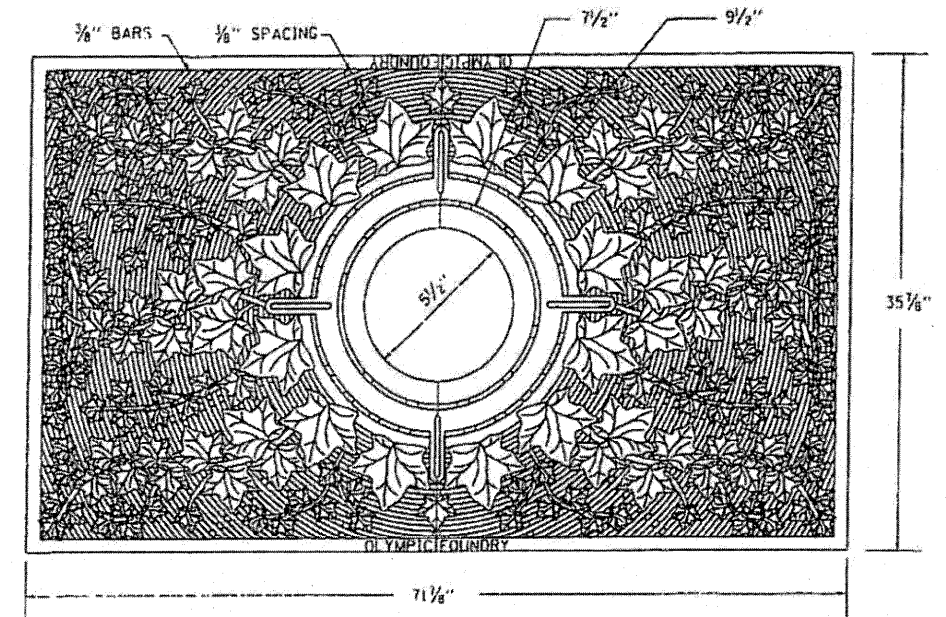
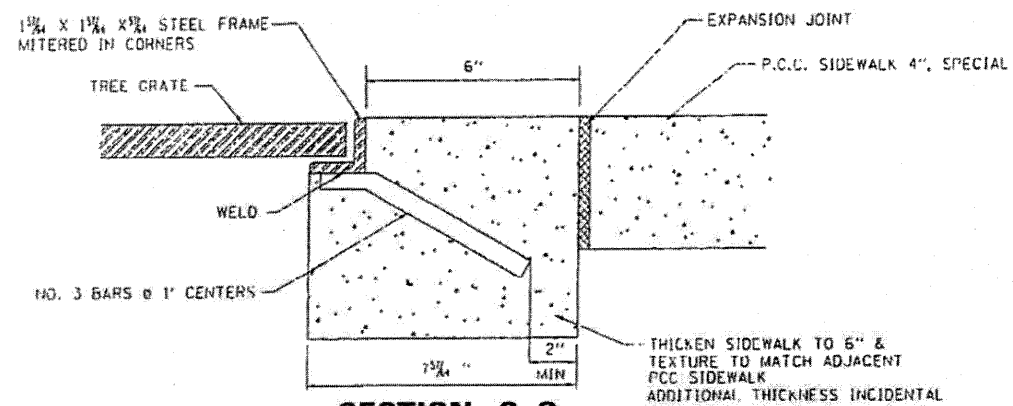


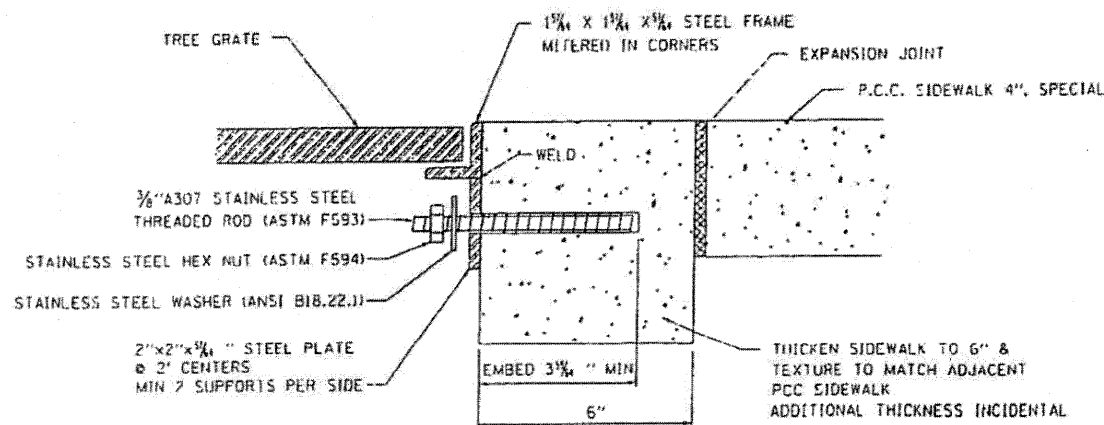
TREE GRATE FRAME DETAIL
(NOT TO SCALE)



TREE GRATE PLAN VIEW
(NOT TO SCALE)

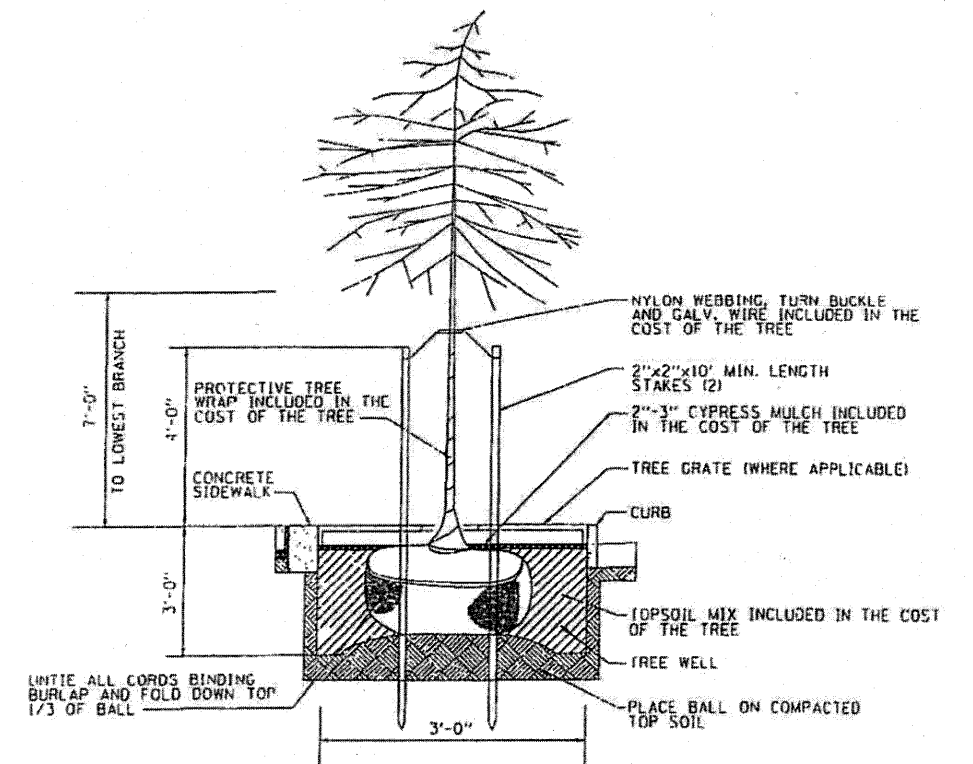


**SECTION C-C
TREE GRATE FRAME DETAIL
OPTION 1**
(NOT TO SCALE)



**SECTION C-C
TREE GRATE FRAME DETAIL
OPTION 2**
(NOT TO SCALE)

EMBED STAINLESS STEEL THREADED ROD WITH A CAPSULE OR ADHESIVE CARTRIDGE TYPE EPOXY SYSTEM. THE CONTRACTOR SHALL INSTALL THE RODS IN PRE-DRILLED HOLES ACCORDING TO THE MANUFACTURER'S RECOMMENDATIONS AND PROCEDURES. THE CAPSULE OR THE ADHESIVE CARTRIDGE SHALL BE SEALED WITH PREMEASURED AMOUNTS OF THE ADHESIVE CHEMICAL.



**STREET TREE
PLANTING DETAIL**
(NOT TO SCALE)

FILE NAME =	USER NAME = default	DESIGNED -	REVISED -	STATE OF ILLINOIS DEPARTMENT OF TRANSPORTATION	TREE GRATE AND PLANTING DETAILS	F.A.P. RTE.	SECTION	COUNTY	TOTAL SHEETS	SHEET NO.	
P:\Projects\813521\CADD\DCN\0876054-eh	details.dgn	DRAWN -	REVISED -			600	60-(30,31,128)-N-1	MADISON	152	115	
PLT SCALE = 20.0000 ' / IN.	CHECKED -	REVISED -	SCALE: N/A			SHEET NO. 3 OF 5 SHEETS	STA. N/A TO STA. N/A	CONTRACT NO. 76D54			
PLT DATE = 6/16/2010	DATE -	REVISED -	ILLINOIS FED. AID PROJECT								