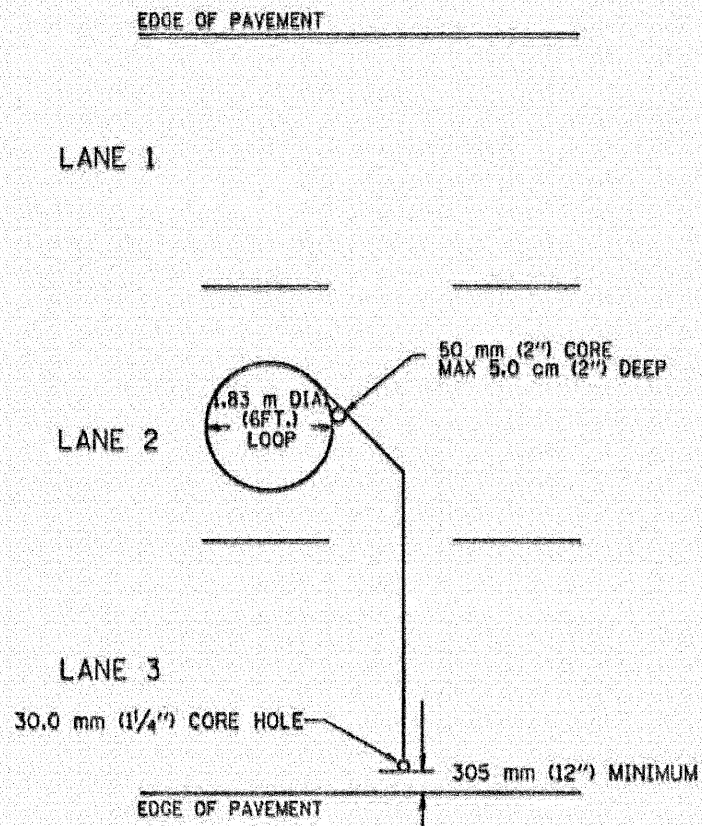
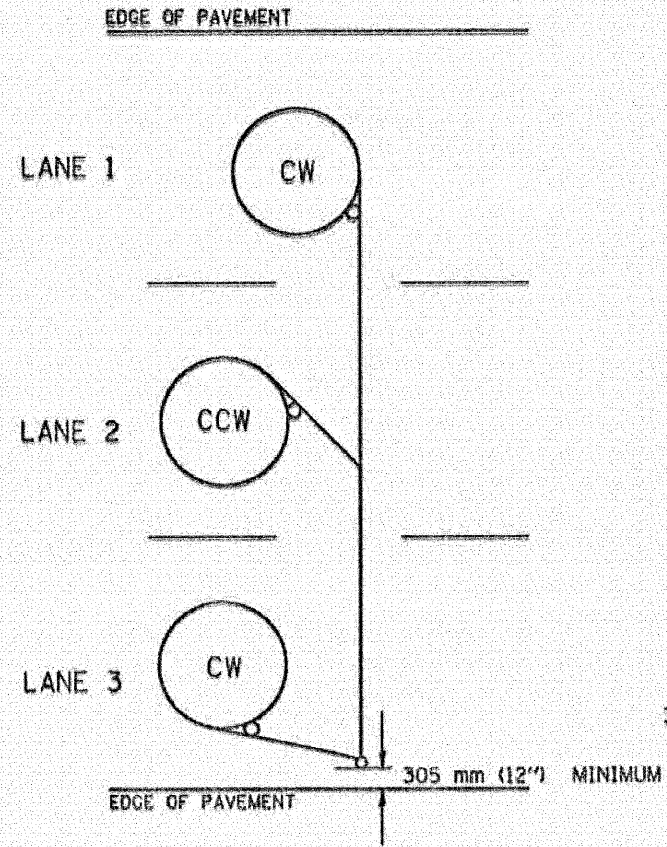


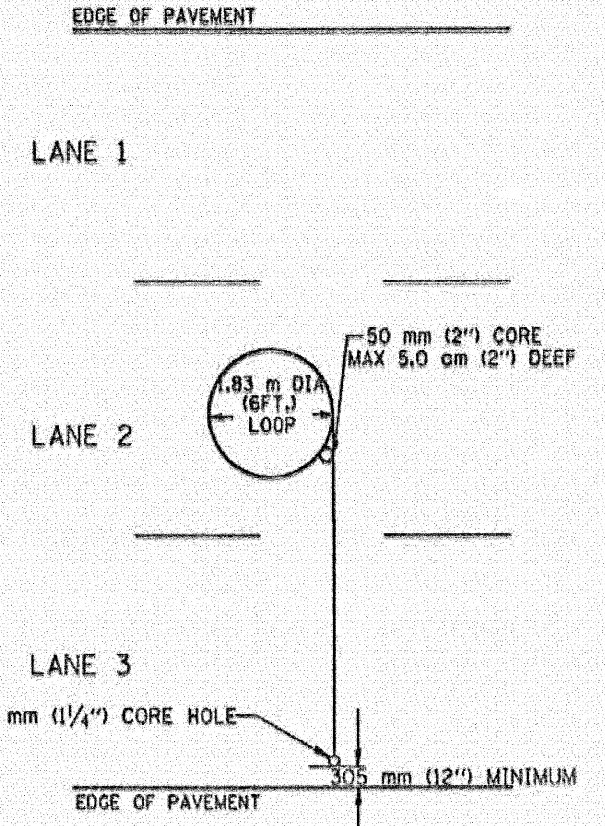
TYPICAL 1.83 m (6FT.) DIA. INDUCTION LOOP CORE DRILL
LAYOUT FOR MULTIPLE LANE ROADWAY



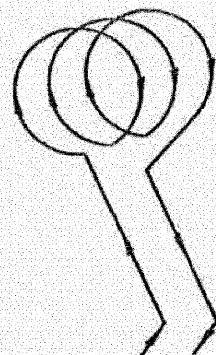
TYPICAL 1.83 m (6') DIA. INDUCTION LOOP
LAYOUT FOR LANE 2



TYPICAL 1.83 m (6') DIA. INDUCTION LOOP CORE DRILL
LAYOUT FOR MULTIPLE LANE ROADWAY



TYPICAL 1.83 m (6') DIA. INDUCTION LOOP
LAYOUT FOR LANE 2



WIRING DETAILS

NOTES

1. EACH LOOP SHALL BE SPLICED TO A 4-C NO.18 TWISTED SHIELDED LEAD IN WHEN 45 m (150FT.) OR MORE FROM CABINET.
2. LOOPS SHALL BE SPLICED IN HANDHOLES ONLY, OTHERWISE WRITTEN PERMISSION SHALL BE OBTAINED FROM TSC ENGINEER.
3. LOOPS SHALL NOT BE SPLICED IN SERIES.
4. EACH LOOP LEAD IN SHALL BE IDENTIFIED AND PERMANENTLY COLOR CODED IN THE COREHOLE, HANDHOLE & CABINETS THRU WHICH THEY ENTER OR PASS AND TAGGED WITH THE CORRECT NOMENCLATURES.

REVISIONS	
NAME	DATE
R.L.	6/94
T.C.	5/96